

≡ Official Monthly Publication of the Society for Information Display

# INFORMATION DISPLAY

April/May 1997  
Vol. 13, No. 4&5

SID '97 SHOW ISSUE – PRODUCTS ON DISPLAY



Interfacing hi-res  
LCDs – is it really  
this bad?

**Inside:**

Interfacing Hi-Res LCDs

Lithography for FEDs

Reaching High at Display Works

Phosphor Conference Critique



# The Behind-the-Screens Power.




## TDK's DC to AC Inverters

Back your LCD and CCFL designs with the behind-the-screens power of TDK DC/AC inverters.

Developed with the same quality and ingenuity that's come to be associated with our line of tapes and rewritable CDs, our DC/AC inverters, too, are making a powerful name for themselves.

Unlike other major players in the industry, our inverters feature dimming/non-dimming functions that allow three methods of brightness control.

And while you're screening potential sources for inverters, you'll want to consider efficiency. At 36 nits/watt, TDK inverters have the



highest efficiency in the industry for a standard product line. So even at the brightest screen settings, they consume less energy.

TDK inverters are available in low profile, compact packages for every LCD application, including flat screen notebook computers, medical and measurement equipment, televisions and navigation systems, to name a few.

To learn more about what's behind the power of TDK, give us a call.

Ask about our cross-reference guide. Designed to help your designs go smoother, it indicates what inverter is specifically compatible with your application.



TDK CORPORATION OF AMERICA  
1600 Feehanville Dr., Mt. Prospect, IL 60056 (847) 390-4478  
Fax (847) 803-6296 website: [www.tdk.com](http://www.tdk.com) e-mail: [power@tdktca.com](mailto:power@tdktca.com)

**THE  
POWER  
SOURCE.**

SEE US AT SID '97 IN BOSTON, BOOTH # 924-926



Circle no. 61



Official Monthly Publication of the Society for Information Display

# INFORMATION DISPLAY

APRIL/MAY 1997  
VOL. 13, NO. 4&5

*COVER: The rapidly growing variety of display applications requires an increased number of display parameters, but an efficient interface standard demands a reduced set. While VESA committees work to provide a long-term answer, the poor integrator is caught in the middle. But there are solutions.*



Credit: Sharp Electronics Corp. Art direction by Martin Rupert, Senior Art Director, Young & Rohr.

For more on what's coming in *Information Display*, and for other news on information-display technology, check the SID site on the World Wide Web: <http://www.sid.org>.

## Next Month in *Information Display*

### CRT Centennial Issue

- Color CRT electron guns
- A new high-volume CRT
- The centennial of the CRT
- Neglected monitor service centers
- High-voltage CRT displays

INFORMATION DISPLAY (ISSN 0362-0972) is published eleven times a year for the Society for Information Display by Palisades Institute for Research Services, Inc., 201 Varick Street, New York, NY 10014; David Slater, Chief Executive Officer; Leonard H. Klein, President; Laura Manganiello, Secretary/Treasurer. EDITORIAL AND BUSINESS OFFICES: Jay Morreale, Managing Editor, Palisades Institute for Research Services, Inc., 201 Varick Street, New York, NY 10014; telephone 212/620-3371. Send manuscripts to the attention of the Editor, ID, Director of Sales: Erika Targum, Palisades Institute for Research Services, Inc., 201 Varick Street, Suite 1006, New York, NY 10014; 212/620-3375. SID HEADQUARTERS, for correspondence on subscriptions and membership: Society for Information Display, 1526 Brookhollow Drive, Suite 82, Santa Ana, CA 92705-5421; telephone 714/545-1526; fax 714/545-1547. SUBSCRIPTIONS: Information Display is distributed without charge to those qualified and to SID members as a benefit of membership (annual dues \$55.00). Subscriptions to others: U.S. & Canada: \$36.00 one year, \$5.00 single copy; elsewhere: \$72.00 one year, \$6.50 single copy. PRINTED by Sheridan Printing Company, Alpha, NJ 08865. Third-class postage paid at Easton, PA. PERMISSIONS: Abstracting is permitted with credit to the source. Libraries are permitted to photocopy beyond the limits of the U.S. copyright law for private use of patrons, providing a fee of \$2.00 per article is paid to the Copyright Clearance Center, 21 Congress Street, Salem, MA 01970 (reference serial code 0362-0972/97/\$1.00 + \$0.00). Instructors are permitted to photocopy isolated articles for noncommercial classroom use without fee. This permission does not apply to any special reports or lists published in this magazine. For other copying, reprint or republication permission, write to Society for Information Display, 1526 Brookhollow Drive, Suite 82, Santa Ana, CA 92705-5421. Copyright © 1997 Society for Information Display. All rights reserved.

- 2 Editorial  
*Radical Thoughts*

*Ken Werner*

- 4 The Display Continuum  
*The End of an Era ...*

*Aris Silzars*

- 14 Interfacing High-Resolution LCDs  
*The growing use of high-resolution LCDs is adding urgency to the search for better interfacing solutions and standards.*

*Mark Waring*

- 20 Lithography for FED Production  
*Photolithography is often cited as the cause of high FED manufacturing costs, but "simpler" lithographic techniques require some genuine breakthroughs.*

*Mark Lucas*

- 26 Big Screens at Display Works 97  
*The show at Display Works was larger this year and leaned more toward manufacturing, but many of the displays that did appear on the floor were BIG.*

*Alan Sobel*

- 32 Dramatic Industry Growth Predicted at Display Works 97  
*Houses were sliding down northern California's muddy hills as a 6-year drought ended with a vengeance, but in the San Jose Convention Center all predicted movements were up.*

*Ken Werner*

- 40 Phosphors for Next-Generation Displays  
*FEDs, PDPs, CRTs, and EL all depend on phosphors - and the ones we have now are often not good enough.*

*William K. Bohannon*

- 51 SID '97 Exhibitors

- 52 Products on Display  
*Some of the products on display at SID's largest exhibition ever are previewed.*

*The Editorial Staff*

- 85 Letters

- 90 Calendar

- 90 SID News

- 100 Sustaining Members

- 100 Index to Advertisers





### Radical Thoughts

Our now-prevalent view of the world as an "information society" constitutes a paradigm shift: our thinking has changed in a basic way. We now see the making of things (and the performing of services) as the tail, and the information about how to make those things, to whom we should market them, and to whom we should deliver them as the dog; whereas it used to be the other way around. We certainly view

things differently, but are they *really* so different?

Certainly, the amount of information available to an engineer over his company's internal network, to a securities trader through a variety of networks feeding into his windowed display, or to a grade-school student through the family NetTV in the living room is staggering, as is the speed with which we can get it. But information - and its storage, retrieval, and delivery - has been valued throughout recorded history. (That's what made "recorded" history recorded.)

Some examples. Battles of the 18th and 19th centuries were generally set pieces, and battlefields were places where the commanders of both sides agreed to fight. Battlefield selection was important not only for the usual strategic and tactical reasons but also because generals had to have hills to stand on to observe the battle below. Brightly colored uniforms made great targets for opposing soldiers, but were essential if commanders were to identify their own and opposing forces. Swift mounted messengers carried orders from general officers on their hilltops to unit commanders below, and brought tactical information back.

Military leaders of the time knew as well as their modern counterparts do that information is at the heart of command and control, and new technology was harnessed to the task as soon as it was available. Indeed, if a hilltop were a valuable network node, wouldn't higher be even better? It certainly would.

In 1794, French army observers directed ground fire against Austrian forces from a balloon. From 1862 to 1863, during the American Civil War, the Army of the Potomac used balloons to observe Confederate troop movements.

A keen appreciation of the value of information was not limited to the military. In the late 18th century, Mayer Amschel Rothschild became a successful banker in Frankfurt am Main, but the House of Rothschild became a dominant financial power in Europe only when Rothschild sent four of his sons to open branches of the family bank in London, Paris, Vienna, and Naples. Among their keys to success: the rapid international communication of financial information.

As deputy postmaster general of the American colonies in the early 1750s, Benjamin Franklin won acclaim for establishing a post road between New York and Boston, which allowed for the rapid delivery of mail and government dispatches. The Boston Post Road - now also called U.S. Route 1 - is a few minutes' walk from where I sit now, and some of Franklin's road markers - large blocks of granite deeply incised with the initials BF - can still be found along the way. Only a few years after Franklin's achievement, the Royal Navy guaranteed the delivery of mail from London to Kingston, Jamaica, in under 30 days.

Samuel Morse knew it was a momentous event when he sent the first public intercity telegraph message, "What hath God wrought!" David Sarnoff knew he had a brilliant commercial model for broadcasting with the "radio music box."

*continued on page 95*

**Editor:** Kenneth I. Werner  
**Managing Editor:** Jay Morreale  
**Administrative Editor:** Ralph Nadell  
**Departments Editor:** Joan Gorman  
**Assistant Editor:** Dian Mecca  
**Contributing Editors:** Aris Silzars, Bryan Norris, Chuck McLaughlin, Joe Hallett  
**Advertising Manager:** Jay Morreale  
**Director of Sales:** Erika Targum

#### Regional Associate Editors

Allan Kmetz (**Americas**)

*Lucent Technologies  
 Murray Hill, New Jersey*

Shigeo Mikoshiba (**Asia**)

*University of Electro-Communications  
 Tokyo, Japan*

Alan Mosley (**Europe**)

*Central Research Laboratories  
 Hayes, Middlesex, U.K.*

#### Advisory Editors

Ken Compton

*Clinton Electronics Corp.  
 Rockford, Illinois*

Carl Machover

*Machover Associates  
 White Plains, New York*

Peter Pleshko

*PEMM Services  
 Kingston, New York*

Alan Sobel

*Consultant  
 Evanston, Illinois*

Webster E. Howard

*FED Corp.  
 Hopewell Junction, New York*

The opinions expressed in editorials, columns, and feature articles do not necessarily reflect the opinions of the editor or publisher of *Information Display Magazine*, nor do they necessarily reflect the position of the Society for Information Display.



# Magnetic Shields Any Size or Shape, Already Tooled-Up...No Tooling Costs For You

Ad-Vance Magnetics is tooled for hundreds of magnetic shields components. Take advantage of the immense quantity of tooling available. We keep it all on hand to help reduce your costs and to serve you faster. Only a few of the hundreds of pre-tooled shields can be shown because of space limitations.





CRT Shield



CRT Deflection Yoke & Neck Shield ("L" locking)

Small Transformer Shields




Magnetic Isolation Chamber



Hydroformed CRT Shield & Storage Tube Shield

## Custom Fabricated CRT Shields



Made from high permeability AD-MU-80 or AD-MU-78

## AD-MU Alloys Protect Permanently

1. AD-MU alloys will not saturate when properly used.
2. No excessive loss of permeability from shock.
3. Relatively stable permeability characteristics are exhibited after final anneal avoiding the expense and inconvenience of regularly repeated annealings.
4. Minimal retentivity is displayed by AD-MU alloys for any alloy of a given permeability.

## Electrical Characteristics

Typical DC Magnetic Properties for AD-MU Shielding Alloys						
	Material	Initial Permeability at 40 gauss	Permeability at 100-200 gauss	Maximum Permeability	Saturation Induction gauss	Coercive Force oersteds
High Permeability	AD-MU-80	75,000	100,000	300,000	8,000	0.015
	AD-MU-78	60,000	43,000	250,000	7,600	0.01
Med. Permeability	AD-MU-48	11,500	20,000	130,000	15,500	0.05
Low Permeability	AD-MU-00	*300	1,300	3,000	22,000	1.00

\*Unannealed State

## Typical Physical Properties of AD-MU Alloys

(Forming Temper - Not Annealed)

	AD-MU-80	AD-MU-78	AD-MU-48	AD-MU-00
Density (lb/in <sup>3</sup> )	0.316	0.305	0.294	0.283
Thermal Expansion Coefficient <sup>100</sup> F(68°-212°F)	7.0x10 <sup>-6</sup>	7.5x10 <sup>-6</sup>	4.6x10 <sup>-6</sup>	7.6x10 <sup>-6</sup>
Thermal Conductivity (BTU/in/ft <sup>2</sup> /hr/°F)	136	115	90	-
Electrical Resistivity (ohm-cir mil/ft)	349	331	290	-
Curie Temperature (F)	845	761	932	-

## Typical Mechanical Properties of AD-MU Alloys

(Forming Temper - Not Annealed)

	AD-MU-80	AD-MU-78	AD-MU-48	AD-MU-00
Tensile Strength (lbs/in <sup>2</sup> ×10 <sup>3</sup> )	90	85	85	45
Yield Strength (lbs/in <sup>2</sup> ×10 <sup>3</sup> )	35	30	40	30
Modulus of Elasticity (lbs/in <sup>2</sup> ×10 <sup>3</sup> )	32.0	30.0	24.0	29.5
Elongation in 2" (%)	40	30	25	30
Hardness (rockwell B)	62/75	64/74	59/68	65

# AD-VANCE MAGNETICS, INC.



P.O. Box 69 • 625 Monroe Street • Rochester, Indiana 46975  
 (219) 223-3158 • FAX (219) 223-2524  
 E-Mail: [advancemag@aol.com](mailto:advancemag@aol.com)  
 Web Home Page: <http://www.advancemag.com>





## The End of an Era ...

by Aris Silzars

It's Sunday morning and I'm feeling great. The past week has been a busy one but I feel I was able to accomplish a few good things. Thus, my plan for this Sunday morning is to do nothing more strenuous than sit at the breakfast table, enjoy the view of the Issaquah Valley, and leaf through the typically fat Sunday paper. There's something very relaxing, almost meditative, about such an activity. So far, I've not been able to achieve a similar mind-state while staring at a computer screen.

This is also the one time that I am not bothered by the fact that most of what I see is advertising. Somehow, in this format, the ads are more informative and not nearly as obnoxious as those encountered on TV. Maybe it's because I can pick and choose what I peruse, and for how long, and through this process educate myself on what's new and where the best deals can most likely be found. Hmm ... advertising as a way to *inform* the potential customer - maybe not such a bad concept after all.

Lately, I have been paying more attention to the ads for PCs. With all my other fun activities, I have let time and technology pass me by. My home-office machine is getting embarrassingly out of date. So, being a reasonably logical person, I've been thinking about what capabilities I would like my new machine to have. The list turns out to be quite manageable.

Obviously, I need word-processing capability. However, I don't do anything terribly fancy, such as merging documents or creating complex equations. I do like lots of interesting and convenient font choices though. Occasionally, I need to produce a spreadsheet. But here again, my needs are pretty modest. I need good e-mail capability and the ability to look in on the World Wide Web. I also need the ability to produce nice-looking overheads, and I would like to be able to create my own 35mm slides for presentations. The most challenging application I can think of is to be able to scan color slides, large-format negatives, and/or photos and then to try out various renditions before I select the ones I want to enlarge and print (with conventional chemicals) in my darkroom. I would also like to be able to do near-photographic-quality printing and occasionally scan in a document. I've never done much with playing computer games and don't intend to do so in the future, so that's a capability I can ignore. I also have zero interest, at least for now, in my computer playing music or making cute electronic sounds.

With this list of capabilities in mind, I started working my way through the Sunday ads to see which machine might best meet them. Of course, what I found were the typical specifications proclaiming Pentium speeds of up to 200 MHz with MMX technology, various multimedia options, 32 MB of EDO RAM, 16X CD-ROM drive, 3.8-Gbit hard-drive, 256-kB pipeline burst cache, 2-MB EDO video memory, and other capacities of various hugenesses, including modem speed specifications of 33.6/14.4, 16-bit stereo sound with BBE high-definition sound enhancement, S3 ViRGE 2-D and 3-D graphics, MPEG full-motion-video playback tuned for MMX technology, and preloaded Windows in a regular "95" flavor or in the super-duper "97" flavor. This gave me some rough idea of which merchant had the best sale going, but beyond that, I

*continued on page 72*

### SID Executive Committee

President: W. E. Howard  
President Elect: A. C. Lowe  
Regional VP, Americas: E. Stupp  
Regional VP, Asia: H. Uchiike  
Regional VP, Europe: E. Lueder  
Treasurer: A. Silzars  
Secretary: A. Kmetz  
Past President: A. I. Lakatos

### Directors

Bay Area: H. Sherman  
Beijing: S. Ding  
Belarus: A. Smirnov  
Canada: V. Angelo  
Delaware Valley: J. W. Parker III  
France: F. Maurice  
Greater Dayton: R. Holmes  
Japan: A. Iwamoto  
Korea: C. Lee  
Los Angeles: P. Baron  
Metropolitan Detroit: Z. Yaniv  
Mid-Atlantic: D. Ketchum  
Mid-Europe: R. Mauch  
Minneapolis/St. Paul: V. Born  
New England: W. Hamilton  
San Diego: R. Ruff  
Taipei: W. Hsu  
U.K. & Ireland: R. Johnson  
Ukraine: V. Nazarenko

### Committee Chairs

Academic: C. J. Summers  
Archives/Historian: R. C. Knepper  
Bylaws: C. Infante  
Chapter Formation: J.-N. Perbet  
Convention: P. M. Heyman  
Definitions & Standards: R. Miller  
Honors & Awards: J. van Raalte  
IDRC: F. J. Kahn  
Intersociety: Z. Yaniv  
Long-Range Planning: W. F. Goede  
B. J. Lechner

Membership: L. Palmateer  
Nominations: A. I. Lakatos  
Office Liaison: D. Pinsky  
Publications: A. Silzars  
Journal Editor: A. Sobel  
Information Display Editor: K. I. Werner  
Communications: R. K. Ellis

### Chapter Chairs

Bay Area: J. Larimer  
Beijing: H. C. Hu  
Belarus: E. Kaloshkin  
Canada: A. Kitai  
Delaware Valley: S. Kalatucka, Jr.  
France: H. Brettel  
Greater Dayton: J. Byrd  
Japan: S. Mikoshiba  
Korea: M. Oh  
Los Angeles: P. Joujon-Roche  
Metropolitan Detroit: R. Donofrio  
Mid-Atlantic: T. Nelson  
Mid-Europe: M. E. Becker  
Minneapolis/St. Paul: H. Holec  
New England: P. Breen  
San Diego: R. Ditzik  
Taipei: H.-P. D. Shieh  
U.K. & Ireland: P. Emmerson  
Ukraine: V. Sorokin

### Office Administration

Executive Administrator: Lauren Kinsey  
Membership Coordinator: Nancy Stafford

### Society for Information Display

1526 Brookhollow Drive, Suite 82  
Santa Ana, CA 92705-5421  
714/545-1526, fax -1547  
e-mail: socforinfodisplay@mcimail.com  
http://www.sid.org



# Syntronic

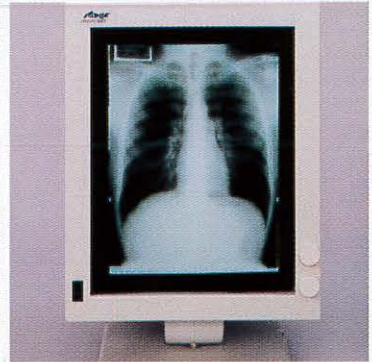
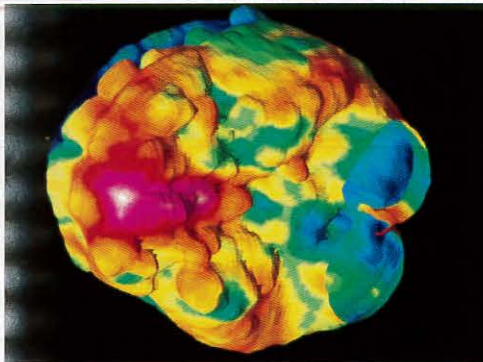
SYNTRONIC INSTRUMENTS, INC.

**NEW Medical Imaging Yoke Design**

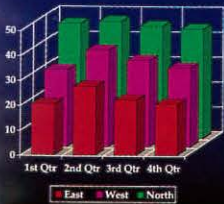


## Worldwide Leader In CRT Deflection Component Development And Manufacture.

For nearly a half century, Syntronic has specialized in the design and manufacture of deflection yokes, focus coils, beam alignment/shaping coils and precision alignment devices for CRT displays. Syntronic's innovative, diverse components are widely used within high tech military avionics, helmet mounted/minature displays, flight simulation systems, film processing/ imaging and high resolution medical monitor applications. The Syntronic "distributed" saddle coil/bell core yoke is a new concept in beam deflection design for the high resolution large screen CRT monitors. Superior Display Systems require the best deflection components ... Syntronic's products and advanced technology are recognized throughout the world for unsurpassed quality performance.



### Regional Performance Goals



- Gathered from District Managers
- Based on current sales plus 15% growth
  - conservative estimate
  - sales goals will be set to exceed these levels
- Will be reviewed at National Sales Session

Imaged on a Lasergraphics LFR Mark II

Microsoft PowerPoint 3.0



**PHONE, FAX OR E-MAIL US TODAY - WE'LL HELP YOU GAIN THE COMPETITIVE EDGE YOU NEED!**



100 Industrial Rd. • Addison, IL 60101 • Phone: 630-543-6444 • FAX: 630-543-0287  
E-MAIL: RQFW31A@Prodigy.com • WEB SITE: www.syntronicinst.com

EASTERN REGIONAL OFFICE : 30 TWO BRIDGES ROAD, STE 330 • FAIRFIELD, NJ 07004 • PHONE: 201-808-6676 • FAX: 201-808-6860  
WESTERN REGIONAL OFFICE: 28202 CABOT RD., STE 250 • LAGUNA NIGUEL, CA 92677 • PHONE: 714-365-1337 • FAX: 714-365-1341



# JACO® BATRON

## FLAT PANEL COLOR MONITORS

- On-screen digital picture adjustment.  VESA power management.  Autoscanning.
- Low emission.  Flicker-free images.  Minimum space requirements.
- Extremely low power consumption.

A special power supply unit and cable set is supplied with every monitor for quick and easy startup. Monitors can be connected to any PC or Macintosh computer with the 15-pin Sub-D plug. Simply plug & play!



10.4"  
(13" CRT)

12"  
(14" CRT)

14.5"  
(17" CRT)

16.2"  
(19" CRT)

## DOT MATRIX LCD MODULES

- Reflective  Transflective
- Transmissive Positive
- Transmissive Negative  Film

Featuring  
STN Supertwist Technology—  
240° Molecular Twist...  
Extended Viewing Angle.

Extended Storage  
& Operating Temperatures—  
-22° to + 176°F  
(-30° to + 80°C) Storage,  
-4° to + 158°F  
(-20° to + 70°C) Operating

Even Greater Temperature  
Capabilities in Custom Designs!  
Broad Selection of Accessories!



**CAN'T MAKE IT TO THE SHOW?**  
**CALL 1-800-883-JACO or USE THIS COUPON**

see us at

**SID**

**BOOTH 808**

<http://www.jacoelectronics.com>

ISO 9002 CERTIFIED

Circle no. 64

Please Tell Me More About:

- BATRON MONITORS
- BATRON MODULES
- Please Send Me Your Free 56-Page 'Select-A-Guide'.

I'm particularly interested in:

- KITTING—FPD Displays, Cable Assemblies, Chip & Board Configurations.
- SYSTEM INTEGRATION—PC-Based FPD Systems, Custom Configurations, PC 104 System Integration.

Attach Business Card Here and FAX to 516-273-5500  
or Mail to

**JACO®**

FLAT PANEL DISPLAY MARKETING GROUP

145 Oser Ave., Hauppauge, NY 11788


**EXPERIENCE THE EXTRAORDINARY EXTRA DIMENSION  
A PERSONAL RELATIONSHIP WITH A WORLD-CLASS  
VALUE-ADDED DISTRIBUTOR.**



## Check what you need in your display analysis system:

- ✓ flat panel tests
- ✓ CRT tests
- ✓ easy upgrades (hardware and software)
- ✓ standard for ISO, NIDL, and VESA testing
- ✓ optimized for fast, accurate, and automatic testing with many packaged test suites

## If you checked all of the above, you have chosen the Microvision SS200 Family of Display Analysis Systems



With the SS200 family, you can precisely, automatically, and completely measure display performance—and that includes flat panels.



### SS200

Complete turnkey system with computer, 6-axis positioner, monitor, software, and SS200 camera system. Automatically performs spatial and luminance measurements.



### SS210

You can easily field upgrade to the more powerful SS210 package, which provides all SS200 functions, plus an integrated spectrometer for spectral analysis and color measurements. Includes response time measurement capability.



### SS220

For flat panel testing, a field upgrade to the SS220 is easy. The SS220 provides spectrometer-based off-axis measurement, color analysis, color shift and luminance testing. Coupled with the SS210, this is the most comprehensive test system ever offered—at a fraction of the cost of individual test instruments. All tests are performed at NIST-traceable accuracy.

Circle no. 65

Microvision. Innovating since 1985.

If you checked all of the above and would like more information, call Microvision at (800) 951-5188.

## MICROVISION

*Dedicated to the Needs of the Display Industry*

180 Knowles Drive, Suite 209 / Los Gatos, CA 95050 USA  
Tel: (408) 374-5158 / Fax: (408) 374-9594  
Toll Free: 1 (800) 951-5188  
Email: sales@microvsn.com  
Web site: <http://www.microvsn.com>

International Reps:  
Japan - ARGO CORP., 06 539 5366  
Taiwan - SUPERLINK TECH., 02 705 7090  
Korea - B & P INT'L, 02 546 1457

See Us at SID '97 Booth 404/406



# A Great VIEW From Any Angle.

Anyway you look at them, Mitsubishi's ANGLEVIEW™ TFT-LCDs give you a great view. And with a 4.3µm cell gap design, they give you a high contrast ratio without off-axis image reversal, plus rich, saturated color for breathtaking front-of-screen viewing.

As a leader in display technology for over 20 years, Mitsubishi continues to develop advanced color TFT-LCD technologies:

- Wide Viewing Angle (120°+)
- High Luminance (200+ Nits)
- EMI Compliant (CISPR B)
- Low Power Consumption (<2.0 Watts)

The Mitsubishi TFT-LCD product line includes displays designed specifically for key markets, including: portable computing, flat panel monitor;

**ANGLE VIEW**™ workstation, instrumentation and industrial control. Interface support includes CMOS/TTL, FPD Link™ and Flat Link™ (LVDS), and Panellink™.

#### Worldwide Service and Support


For a great competitive advantage, Mitsubishi provides service and support on three continents: Europe, North America and Asia. Enjoy the view. Call 408-774-3189, or get a great view from our web site at [www.angleview.com](http://www.angleview.com).

ANGLEVIEW is a trademark of Mitsubishi Electronics America, Inc. All other trademarks are the property of their respective owners.



 **MITSUBISHI**  
ELECTRONIC DEVICE GROUP





From the day we're born,  
we go into the world  
looking for what we  
want with our eyes.



**Almost nothing has a bigger impact** on product preference than the visual performance of a display. OCLI's image enhancement technology delivers **vivid colors, high contrast** and **crisp resolution** on direct view and projection displays. The difference is an immediately visible improvement that will win over even the most discriminating customers, the moment they see it.

Contact us for more information: [www.ocli.com](http://www.ocli.com)

USA (707) 545-6440 (888) 312-0848 EUROPE (49) 6162-93030 JAPAN (81) 3-3225-8974

See Us at SID '97 Booth 604

Circle no. 67



**Quantum Data's  
New 520 MHz Video Test Generator.  
All the bandwidth you'll ever need.**



**See us at the SID Show.  
Booth #418  
May 13-15, Boston**

**QUANTUM DATA®**

**2111 Big Timber Road • Elgin, IL 60123 USA**

Phone: (847) 888-0450 • Fax (847) 888-2802

URL: <http://www.quantumdata.com>


E-mail: [sales@quantumdata.com](mailto:sales@quantumdata.com)

Circle no. 68



# Your image... it's everything

In today's world, selecting suppliers you can count on is a must. And when it comes to monochrome CRT's, high resolution displays, and contract assembly, only one company can provide the technology to meet your total requirements... Clinton Electronics.

There's much more to Clintons performance and total value than meets the eye. 

With over a million possible **CRT** configurations ranging from 3" - 23", no one offers a more extensive selection of phosphors and mounting systems than Clinton. In addition to consistent quality, on-time delivery and technical support, we guarantee the quality of the final image.

Clinton also applies it's display technology to the design and manufacturing of **high resolution monitors**. These variable frequency, microprocessor controlled 19", 20" and 21" monitors are the most flexible monitors, continually setting industry standards for image, quality and readability.

We can support your company with **contract assembly** programs, using a flexible work cell technology center which can handle everything from component assembly to full turn key production. Tap into Clinton expertise in engineering, manufacturing, material sourcing, plus agency testing and approvals.

If you are planning a new product line, reengineering an existing system, or considering a make-vs-buy scenario, we can help you determine the best solution. Contact our specialists today for a review of your requirements.

CLINTON ELECTRONICS... THE COMPLETE PICTURE.

See Us at SID '97 Booth 600/601



Clinton Electronics Corporation  
6701 Clinton Road Rockford, IL 61111  
815.633.1444 Fax: 815.633.8712  
Website: <http://www.cec-displays.com>  
E-Mail: 105503.2223

Circle no. 69

SUPERIOR QUALITY  
AT  
COMPETITIVE PRICES

HIGHEST RESOLUTION  
MICROPROCESSOR CONTROLLED  
GREYSCALE DISPLAYS

PUTTING OUR EXPERTISE  
IN DISPLAY TECHNOLOGY  
TO WORK FOR YOU

crt's



monitors




contract assembly





**New. High Performance. Small. Affordable.**

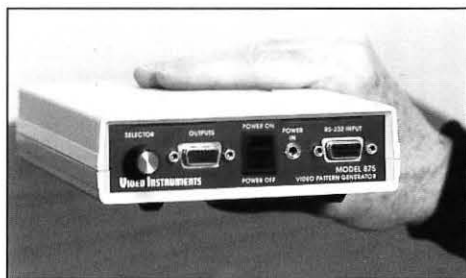


**Just \$1997.00**

## **Model 875 Video Pattern Generator**

Lightweight and portable, the new Video Instruments Model 875 practically fits in the palm of your hand. Yet the number of patterns and rates that can be downloaded from your P.C. to the unit is virtually unlimited. Talk about versatile!

Our exclusive Image Master software allows you to custom configure the patterns and rates you need on your personal computer, download to the Model 875 via RS-232 serial port, and you're ready for some fast and simple, yet high performance video display evaluation. Video output signal configuration is also selected and downloaded for interfacing with computer displays or other video devices. The Model 875 stores any eight signal format, rate, and pattern combinations you wish.



Just a few of the Image Master library patterns:

- SMPTE pattern with circle and colors

- EIA pattern with color
- 10 level Gray Scale
- Programmable Character
- Horizontal Resolution
- Programmable Ramp
- Color Bars
- Bars • Dots • Text and many more. Custom patterns can be developed for you.

Check out these specifications:

- MS-Windows® interface
- Programmable scan rates and formats
- Up to 100MHz clock rate, 1280x1024 pixel array
- 256 (8-bit) colors or shades per image
- Tough molded plastic enclosure, just 2 lbs.
- 12vdc @ 1 amp power adaptor included
- Monochrome and RGB Color

**Call 1-800-962-8905  
and we'll fax you the specs.**

**V.I. VIDEO INSTRUMENTS**

2155 Bellbrook Avenue • Xenia, OH 45385-4043 • Phone: 937-376-4361 • Fax: 937-376-2802

See Us at SID '97 Booth 843

Circle no. 70



# Interfacing High-Resolution LCDs

*The growing use of high-resolution LCDs is adding urgency to the search for better interfacing solutions and standards.*

by Mark Waring

**T**HIS IS AN EXCITING TIME. The flat-panel display is quickly evolving into a component that is showing up in an exploding number of applications and marketplaces.

How big is this growth? Stanford Resources predicted recently that the flat-panel-based desktop-monitor market alone will reach a worldwide annual volume of over 8 million units by the end of the year 2000.<sup>1</sup>

This potential can only be realized by showing more favorable tradeoffs between LCDs and their ubiquitous alternatives: displays based on the cathode-ray tube (CRT). From the interfacing standpoint, the CRT is a relatively simple and standardized animal – and a tough adversary for LCDs to compete against.

This article describes the current state of high-resolution LCD interfacing, and points out the directions that will, for the near future, determine what to expect for both design-level and end-user-level interfacing to most high-resolution LCDs.<sup>2</sup>

## Current Interfacing Issues

The changing world of FPD applications brings with it a conflicting set of performance criteria. On the one hand is a field of display parameters that must expand to encompass the growing range of applications; on the other hand, these parameters must collapse to a lim-

ited set of standards that allow consistent and efficient application in various markets. The most far-reaching product-design consideration for these components is the electrical interface.

LCDs fall into two major technology families: active matrix (TFT) and passive matrix (STN). These families have very different characteristics in most respects, including their electrical-interface structures (Fig. 1). The TFT-panel input shown in Fig. 1 uses 18 pins to clock in one complete digitized color pixel per clock. The pixel typically consists

of six bits each of red, green, and blue. (Six bits of R,G,B produces a 262,000-color capability and is the most common choice at present.) Gray scales are controlled simply by the control of these bits.

In addition to the subpixel inputs, digital pixel shift clock, row reset, and frame reset inputs are used to control timing. Many TFT panels also include a “display enable” (DISP or DispEnable) input, which synchronizes the start of each row data with the latching of this data onto the actual column drivers inside the LCD. (This allows the controller to have a

	TYP. TFT VGA PINOUT		TYPICAL PASSIVE VGA PINOUT
Vcc	Power (+5V or +3.3V) pin(s)	Vcc	Power (+5V or +3.3V)
RD0	red subpixel LSB	UD0	upper first subpixel
RD5	red subpixel MSB	UD7	upper eighth subpixel
GD0	green subpixel LSB	LD0	lower first subpixel
GD5	green subpixel MSB	LD7	lower eighth subpixel
BD0	blue subpixel LSB	LP	row driver reset pulse
		XCK	pixel shift clock (approx. 9 MHz)
BD5	blue subpixel MSB	YD	Vert. frame reset pulse
XCLK	pixel shift clock (approx. 25 MHz)	Vee	Contrast adjust voltage (variable DC)
LP	horiz. line reset pulse	GND	ground pin(s)
FLM	vert. frame reset pulse		
DISP enable	display enable (start of row data flag)		
GND	ground pin(s)		
Total:	Approx. 31 Pins	Total :	Approx. 31 pins

**Fig. 1:** Examples of current active-matrix (TFT) and passive-matrix (STN) LCD-interface methodologies are shown in VGA resolution.

*Mark Waring is a Field Technical Manager for Sharp Electronics Corporation's Display Group, 1980 Zanker Road, San Jose, CA 95112; telephone 408/452-6412, fax 408/436-0924, e-mail: 'waringm@sharpsec.com'.*



flexible delay from the row-reset pulse to the start of actual row data.)

The passive color panel shown in Fig. 1 uses only three pins to input a complete color pixel, consisting of only 1 bit for each red, green, and blue subpixel. Gray scales must therefore be implemented by combinations of spatial dithering and interframe modulation (FRC) – complicated algorithms generated by the VGA controller to flicker individual pixels or blocks of pixels on and off rapidly to emulate a gray-scale effect.

One advantage of STN interfacing is a significantly lower clock frequency than a similar TFT panel, since the interface inputs multiple pixels per clock cycle. To further lower the frequency, these panels are electrically split into top and bottom halves. Each of these halves is written to simultaneously, reducing by a factor of 2 the input frequency required for any given refresh rate.

Inside the display, both types of LCDs utilize row and column shift-register digital drivers to apply voltages to transparent electrodes on the glass itself. (The TFT display also includes transistors formed at each subpixel location to hold charge at each subpixel electrode independently.) The driving of these row and column drivers, most often with the aid of an integrated input ASIC, is directly controlled by the input signals just described.

There are complications that stand in the way of standardizing the display interface. First, while the general rules just outlined are followed by all manufacturers, every panel may use different pinouts, connectors, and slightly different timing requirements that make customized input timing necessary. Second, for the TFT example shown, the input is a relatively high-frequency – over 25 MHz – highly parallel input-cable architecture. The

resulting connector and cable designs are expensive, and it is difficult for a design to accommodate long cable lengths and pass stringent EMI emission requirements.

As resolutions increase to SVGA and XGA, these high-frequency effects get much worse. If the interface shown above were used for an XGA panel, the resulting pixel shift clock frequency jumps to around 50 MHz because of the greater number of pixels. This causes enormous problems for both the cable transmission and for the internal LCD drive circuitry.

To help address these problems, the common practice is to manufacture XGA panels with a double-pixel interface. In other words, the number of data-input pins is doubled to allow two full pixels to be sent to the panel each shift clock cycle. This reduces the frequency of digital data transmission by one-half, back to under 25 MHz. However, the wider cable also worsens the EMI picture, and complicates the cable and packaging design.

**The Notebook Factor.** As messy as the current interface picture is, for the most part it has been made to work. Since notebook computers are the major application of these displays, the evolution of LCD interfacing has been strongly coupled to the capabilities and limitations of PC-bus-based video (or “VGA”) controllers used in notebooks. VGA-controller manufacturers have supported the notebook market by developing variations of their CRT output devices that also provide the required high-frequency digital output to drive LCDs. These controllers include programmable output pins that can change definition and timing via firmware BIOS changes, allowing a single controller to be “tweaked” or customized to match any given LCD display’s timing requirements.<sup>3</sup>

The cabling requirements are also unique to each display, although this does not pose a significant problem in an integrated notebook design. Even so, the latest wave of XGA-resolution notebook designs are raising problems and forcing manufacturers to use new tricks to drive the panels. Among these tricks are differential driving, which is discussed in the following sections.

**The Monitor Factor.** A second factor driving today’s LCD development is the ubiquity of the CRT as a primary computing display. Not only flat-panel manufacturers but many parties with a wide spectrum of backgrounds are currently developing LCDs into CRT-replacement products. These range from a plethora of niche, special-purpose, and dedicated market applications to the replacement of general-purpose PC desktop monitors.

While LCDs are digital by nature, the analog RGB-style CRT interface so dominates today’s market that many product designers are pursuing the path of manufacturing analog/digital (A/D) interfaces that allow the LCD monitor to accept the same signals as a CRT. For the end user, the advantage is obvious: the flat panel can – at least in principle – be switched with a CRT in a plug-and-play manner. But from the performance and manufacturing-cost standpoint, this approach has some real problems. The A/D circuitry is not cheap, especially if it is made general-purpose to accept multisync – both multiple display resolution and multiple refresh rate – input, and maintaining image fidelity is difficult. Nevertheless, the market advantage of such an interface is so strong that many LCD-based monitors will probably use this solution, at least until the LCD digital interface is more mature and standardized.

## Standardization

So what is being done to turn the particular, unique, and difficult LCD interface into something that can address a CRT-type market: a market of thousands of different applications, all expecting an inexpensive, consistent, and interchangeable interface solution. Two major trends are under way:

- The use of differential driving, already being implemented as a matter of necessity.
- A more comprehensive attempt by the Video Electronics Standards Association (VESA) to standardize the LCD digital interface for future growth.

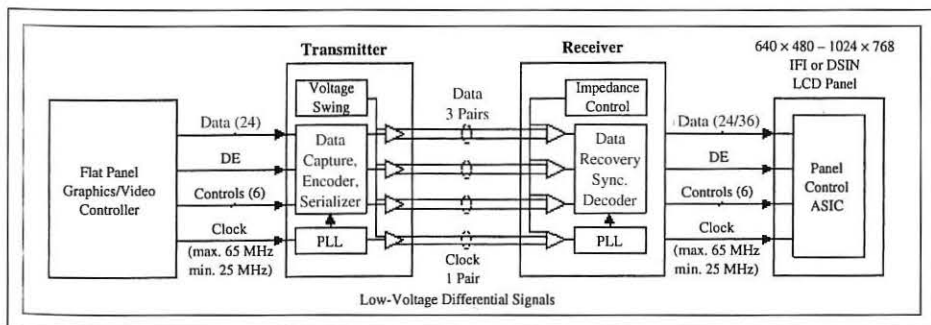


Fig. 2: Silicon Image's PanelLink™ is a differential driving solution for interfacing from a standard notebook VGA controller to a standard TFT- or STN-LCD high-resolution screen.



## display integration

**What's LVDS?** Differential driving, also called low-voltage differential signaling (LVDS), has been introduced by chip manufacturers to allow cabling solutions that are less emissive – and therefore less prone to electrical crosstalk and EMI problems – and more robust when used for applications requiring long cable lengths, such as in monitors.

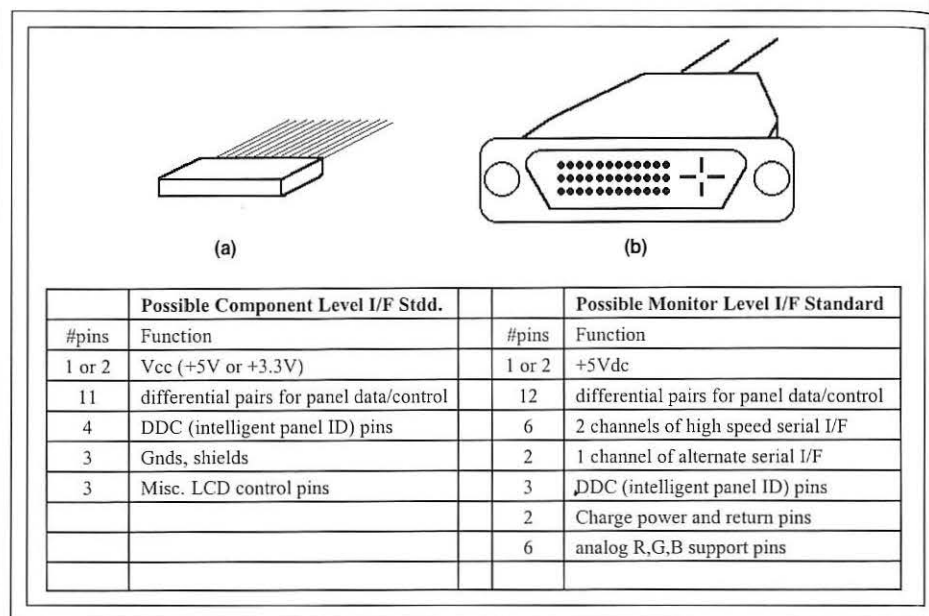
The idea behind differential driving is relatively simple, involving mating transmitter and receiver ICs. Take the normal digital outputs from an LCD digital PC controller, multiplex these outputs down to a smaller number of differential pairs, and transmit reduced-voltage-amplitude, high-frequency signals to the display end of the cable, where the receiver IC demultiplexes the differential signals back to parallel 3.3-V or TTL-level-logic signals.

Ideally, the solution is a “black box” that requires no design change to either the PC video controller or the LCD-panel input. One more advantage offered by this approach is the reduced number of lines in the cable itself, which saves space and even cost in some design situations.

The introduction of XGA TFT-LCD notebooks has sparked the immediate need for such a solution. National Semiconductor is the first company to successfully design their LVDS differential drivers into several manufacturers' XGA notebooks. Their chip sets – a transmitter and a receiver – multiplex seven input signals down to a single differential twisted-pair output. First production versions were rated at 40-MHz clock rates, requiring two chips operating in parallel for XGA signal transmission. More recently, 65-MHz versions have been introduced that are fast enough to route XGA-panel signals over a single chip.

Texas Instruments and Thine, a small Japanese manufacturer, are two other companies that are now supporting the same architecture with their own compatible ICs.

Silicon Image, Inc., a San Jose start-up, has introduced PanelLink™, its own version of a differential driving solution, and is aggressively staking a claim in the LCD-interface market (Fig. 2). Chips & Technologies, a manufacturing partner, will soon offer VGA controllers with the transmitter portion of PanelLink embedded in the controller silicon itself. Other controller manufacturers may follow suit.



**Fig. 3:** VESA's still-to-be-finalized (a) component-level interface standard and (b) monitor-level interface standard are scheduled for completion in mid-1997.

PanelLink distinguishes itself by a patented data-encoding scheme that uses a differential signaling layer but incorporates additional enhancements, such as dc-balancing, transition minimization, and multi-channel synchronization. This allows even better EMI reduction and higher speeds, and it can even be coupled to standard fiber-optic encoders and decoders.

**Efforts to Standardize.** VESA, based in San Jose, California, is investing significant effort to create high-resolution flat-panel interfacing standards. VESA has established two separate committees:

- Flat Panel Display Interface (FPDI), working on component-level LCD-interface timing, connector, and pinout standardization.
- Plug & Display (P&D), covering the same issues for finished monitor-styled flat-panel products.

Both committees are hoping to have their next published standards out by the middle of this year.

A component-level interface standard defining connector and pinout is being developed in the FPDI committee [Fig. 3(a)].<sup>4</sup> Differential driving is used as the standard signal-transmission scheme. Three differential pairs, plus a fourth pair carrying a reference clock, allow transmission of VGA, SVGA, or XGA timing.

A pixel format up to 1600 × 1200 may be possible over the same standard architecture with the higher-speed versions of the differential drivers that have already been proposed.

A monitor-level interface standard is taking shape in VESA's P&D committee [Fig. 3(b)]. While sharing the same differential driving scheme as that used on the component level, the proposed monitor connector adds more functionality. In addition to differential driving, such a connector is likely to support one or more high-speed serial-transmission standards, while also maintaining pins specifically for CRT-compatible analog R,G,B transmission.

The committee is also paying attention to intelligent-monitor support – for routing keyboard input through the monitor and inputting compressed video-conferencing data, for example. Both standards are also likely to include pins for monitor ID so a system can recognize the type of monitor present and autoconfigure its output accordingly.

### What's Next?

VESA's standardization attempts are in danger of falling behind the actual implementation of new high-resolution panels in both the notebook- and monitor-style marketplaces. Companies are making choices on their own for what makes sense to them and works best for their end customers. A variety of interface



solutions are already available for designing both integrated displays and stand-alone monitors at up to XGA resolution, and VESA's non-binding standards will have to overcome resistance by many parties who already have invested in other paths. But there is no question that the present lack of any standardization of flat-panel interfacing is already an obstacle to reducing costs and increasing market acceptance.

Component-level LCD designs will likely proceed on their present course for some time, with VGA and SVGA screens still using the direct approach shown in Fig. 1. XGA (as well as any SXGA) screens will use some type of differential driving solution. For LCD-based monitors and monitor-like products, the only standard developing in the near term is the CRT analog-to-digital signal-conversion path, which makes the LCD monitor look just like a CRT to the system. However, if the projected growth in this market is actually to occur, standardized digital solutions will be necessary for further significant cost reductions and market acceptance.

#### Notes

<sup>1</sup>Stanford Resources, preliminary data, Nov. 19, 1996.

<sup>2</sup>In this article, we use "high resolution" to mean VGA (640 x 480) screen resolution and greater.

<sup>3</sup>The BIOS is actually an extended register table added to the standard VGA video BIOS used in all PCs. This table provides initialization data for matching the output timing to specific LCDs.

<sup>4</sup>Figures 3(a) and 3(b), and the preview of VESA's standards, were included with the generous agreement of the VESA committee chairs. ■

MAGNETIC SHIELDING SOLUTIONS...

# Guaranteed!


Since 1965, Amuneal has developed the resources that have enabled us to become the technical leaders in the area of magnetic shield design and fabrication.

From engineering prototypes to high volume production runs, Amuneal **guarantees** the performance of each product we design.

No matter what your application demands, you can turn to Amuneal for solutions!

**amuneal**  
MANUFACTURING CORP.


4737 Darrah Street, Philadelphia, PA 19124  
PH: 215/535-3000 Fax: 215/743-1715  
email: shields@amuneal.com  
http://www.amuneal.com



Call us today to receive a free copy of our **Definitive Guide to Magnetic Shielding**. Or visit our Web Site at <http://www.amuneal.com>.

See Us at SID '97 Booth 715

Circle no. 71



## LASER REPAIR SYSTEM *MODEL 2424-L*

- Single, Dual, Triple Wavelength (1064nm, 532nm, 355nm) Laser Cutting systems for flat Panel Displays, Large Photomask and Color Filter Repair.
- Motorized X-Y Stage travel 18" x 18" (1m x 1m optional).
- 18" Extended Microscope for convenient viewing.
- Autoloader / Unloader
- Remote Focus, Auto Focus and Motorize Turret.
- User Friendly Software operated under Microsoft Windows.



Call us today for more information on our products.

20695 S. Western Ave., #128

Torrance, CA 90501 USA

TEL: (310) 787-4620

FAX: (310) 787-4621

e-mail: [tnp@tnp.insts.com](mailto:tnp@tnp.insts.com)

**TNP Instruments, Inc.**

"Your LCD Equipment Specialists"

See Us at SID '97 Booth 300

Circle no. 72

# SID '98

Symposium, Seminar,  
and Exhibition


Anaheim, California

Anaheim Convention Center

May 17-22, 1998



# Wasting Polarizer?



**The MPA Series laminating systems:** Designed for speed, accuracy, and precise repeatability resulting in substantial savings in polarizer material.

- XY Alignment
- 0.3 mm Repeatability
- Dual Vacuum Stages
- 7 Second Throughput
- Accepts 7 x 10 mm ~ 10.4"

Contact us for full specifications and a demonstration video. Also ask for our FPD materials and equipment product line.




**UNIGLOBE KISCO, INC.**

4655 Old Ironsides Drive, Santa Clara, California 95054  
TEL. 408.748.1888 FAX. 408.748.1064

Circle no. 73

## Gerome Manufacturing Company, Inc.

An Industry Leader in  
Magnetic Shielding Products



Gerome Manufacturing Company is a leading producer of diversified technical specialties which are distributed to a broad industrial market.

Gerome fabricates the most advanced and highest quality magnetic alloys available in a multitude of geometric patterns to provide efficient high

attenuation shielding for cathode ray tubes, photo multiplier tubes, transformers and sensitive instrumentation.

With nearly 40 years experience, the firm uses advanced metal working techniques to form, shape, weld, heat treat and finish various materials.



**Gerome Manufacturing Company, Inc.**

403 N. Main Street • P.O. Box 747  
Newberg, OR 97132  
Phone: (503) 538-8356  
Fax: (503) 538-1090  
E-mail: gerome@teleport.com

Oliver Road • P.O. Box 1089  
Uniontown, PA 15401  
Phone: (412) 438-8544  
Fax: (412) 437-5608

See Us at SID '97 Booth 408

Circle no. 74

# SID '98

Anaheim, California

Anaheim Convention Center

May 17-22, 1998

**Mark Your Calendar Now!**

# ASL

**Applied Science Laboratories**

175 Middlesex Tpk, Bedford, MA 01730

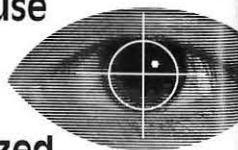
tel: 617-275-4000 fax: 617-275-3388

ASL@A-S-L.com

## Eye Tracking

## Pupil Size

Easy to use  
Reliable  
Flexible  
Customized



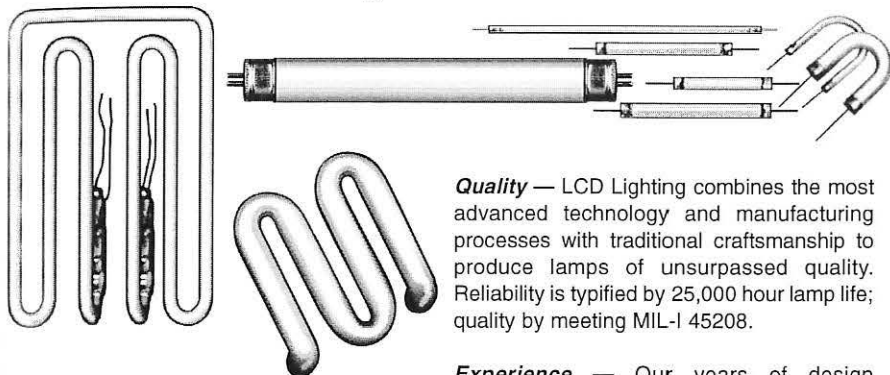
Line of sight  
from Eye Tracker

Circle no. 75



# The World Leader in LCD Backlighting

## Custom Designed Miniature & Sub-Miniature Fluorescent Lamp Systems



**Range** — LCD Lighting designs and manufactures miniature & sub-miniature lamps with diameters as small as 2.6mm and up to 20mm that can accommodate most environmental, electrical, and dimming requirements. We can also provide the wiring harnesses, connectors, or heater assemblies that accompany many of our lamps. Our ability to manufacture special multiple-bend complex lamp shapes offer unique advantages to our customers. LCD phosphor engineering can fulfill your chromatic requirements in standard, tri-band, or custom blend.

**Quality** — LCD Lighting combines the most advanced technology and manufacturing processes with traditional craftsmanship to produce lamps of unsurpassed quality. Reliability is typified by 25,000 hour lamp life; quality by meeting MIL-I 45208.

**Experience** — Our years of design experience and engineering expertise typically allow us to reduce development time, begin production more quickly and offer our customers more attractive pricing. These are the reasons why LCD Lighting has grown to be a key supplier to so many different industries throughout the world.

**Proof** — Join the growing list of prominent customers LCD Lighting services by letting us design and produce your next miniature or sub-miniature fluorescent lamp system. Contact us today with your project needs or for complete information about our company.

- **Avionics** - instrumentation lighting, backlighting for military, commercial & space
- **Aircraft** - interior cabin lighting
- **Automotive** - instrumentation, interior fluorescent lighting & neon tail lights
- **Shipboard** - instrumentation & custom interior lighting
- **General Displays** - industrial, banking ATM & other specialty lighting
- **Computers** - laptop LCD backlighting, plus replacement lamps & accessories
- **Facsimile Machines** - aperture lamps
- **Machine Vision** - aperture lamps plus special phosphors
- **Medical Instruments** - scanning & illumination lamps
- **Copiers** - aperture & reflector lamps

## LCD LIGHTING, INC.

37 Robinson Blvd., Orange, CT 06477  
Phone: 203 795-1520 • Fax: 203 795-2874

See Us at SID '97 Booth 623

Circle no. 76

## The **ONE EASY** step to **LARGE** area photo **MASKS**

If you're tired of the hassles associated with step and repeat processing, we've got the perfect solution: direct write laser systems for large area applications. Including our state-of-the-art MaskWrite 1550™, the world's largest ultra-high resolution photo imaging system for the production of 1X photo masks up to 61 inches.

*Look at what Gerber's advanced technology gives you.*

- One pass production
- Resolutions up to 500,000 dpi
- Stripe-free masks
- Direct write capabilities for prototyping and small runs
- Nanometer precision

*So, go ahead. Think big. Then think Gerber Systems for the ultimate in laser-powered micro lithography equipment.*



GERBER SYSTEMS

A Gerber Scientific Company

## MaskWrite™ Direct Write Laser Systems Call 1-800-882-9580

83 Gerber Road West • South Windsor, CT 06074 • Tel. (860) 648-8187 • Fax (860) 648-8013 • <http://www.gerbersystemscorp.com>

See Us at SID '97 Booth 944

Circle no. 77



# Lithography for FED Production

*Photolithography is often cited as the cause of high FED manufacturing costs, but "simpler" lithographic techniques require some genuine breakthroughs.*

by Mark Lucas

**F**IELD-EMISSION DISPLAYS (FEDs) have gained a great deal of attention over the last several years as many international corporations - including PixTech, Raytheon, Micron Display Technology (MDT), FED Corp., Futaba, Motorola, and Candescent Technologies - have announced development programs. The FED is attractive because of its wide viewing angle, wide operating temperature range, and bright saturated colors obtained without power-hungry backlights.

From a manufacturing perspective, FEDs should have a lower cost of production because of the technology's increased tolerance to defects and because it has only a single critical lithographic layer. Achieving low-cost manufacturing is easier said than done, however, because the critical-layer patterns have demanding requirements that are challenging for traditional large-area patterning tools. This article discusses the essential lithographic requirements for FED manufacturing, and outlines an approach for dealing with these requirements that produces an attractive total low-cost-of-ownership lithography solution.

## FED Technology Basics

FED R&D has splintered into three camps, each pursuing different routes for the fabrication of the field emitters. Everyone acknowledges that a low-cost production-worthy

*Mark S. Lucas is vice president for product marketing at MRS Technology, Inc., 10 Elizabeth Dr., Chelmsford, MA 01824; telephone 508/250-0450, fax 508/256-3266, e-mail: msl@mrst.com.*





method for emitter fabrication is essential for long-term market success. The fundamental goal is the ability to construct emitters that combine high-electron-emission characteristics with a low turn-on voltage - and to do so reliably. High electron emission results in brighter displays, while lower turn-on voltage allows the use of low-cost driver ICs.

The Spindt cathode method - advocated by PixTech and its alliance members, Futaba, Motorola, and Raytheon - has benefited from the most R&D work. This method depends on lithographic formation of precise micrometer-sized holes in which conical emitters are formed through a special metal-deposition step.<sup>1,2</sup> PixTech and Futaba have both demonstrated prototypes of 5-in. displays fabricated on glass with traditional large-area lithographic approaches. MDT uses a different emitter-tip fabrication strategy. The structures themselves are functionally identical to the Spindt cathodes, but the method of formation

is quite different. MDT's technique makes use of chemical-mechanical polishing (CMP) techniques to open up holes in a metal layer deposited over conical emitter structures formed during a previous etch-back process.<sup>3</sup> This method requires the lithographic formation of uniform micrometer-sized circular photoresist posts.

Other FED research efforts have focused on non-lithographic approaches to emitter fabrication. Amorphous-diamond thin films with high work function have been extensively investigated, but non-repeatable and slow manufacturing processes have inhibited their use.<sup>4</sup> Candescent has developed a proprietary technique for fabricating emitter tips that are on the order of 0.25  $\mu\text{m}$ . If shown to be scalable to large areas, this approach could lead to a low-cost manufacturing solution requiring only coarse-resolution lithography. Equally important is that this approach permits the use of low-voltage drivers and high-voltage phos-

**Table 1: Lithographic Requirements for Emitter-Tip Formation**

Property	Specification	Illustration
Hole diameter D	1.0 $\mu\text{m} \pm 7\%$ ( $\pm 70$ nm)	
Hole circularity $C = D_x - D_y$	$\pm 5\%$ ( $\pm 50$ nm)	
Side-wall angle $\alpha$	$\geq 80^\circ$	
Differential CD across stitched boundary $CD_s = D_n - D_{n+1}$	$\leq 10\%$ ( $\leq 100$ nm)	



phors, which together could provide the competitive advantage needed to be successful against AMLCDs.

### Spindt Cathode Lithography Requirements

The cathode plate of a Spindt-based FED is a multilayer structure (Fig. 1). Fabrication starts with the deposition on glass of a low-resistivity base-metal layer, such as aluminum, followed by a current-limiting resistive layer, such as  $\text{FeO}_2$  or doped amorphous silicon. These films are patterned to form the column electrodes – parallel lines that are nominally one tri-color-pixel wide (200–300  $\mu\text{m}$ ), separated by a 10–50- $\mu\text{m}$  gap. The lines are terminated with fan-in patterns to permit connection to driver circuits. Two sequential etching processes define the electrodes, cutting first through the resistive layer and then the metal.

A relatively thick nitride insulating layer is deposited next, followed by a molybdenum metal film. The second patterning step at this stage is the most critical. On this level, the resist is exposed to form localized patches of hole arrays that must be registered to the column electrodes below to within 1  $\mu\text{m}$ . The hole parameters must be precisely controlled (Table 1). CD variations (as defined in Table 1) and sidewall angle are the most critical. Typically, 1- $\mu\text{m}$ -diameter holes are formed with sidewalls greater than  $80^\circ$ . Hole circularity must not vary by more than  $\pm 5\%$ , and CDs must not vary more than  $\pm 7\%$  across the exposure. When step-and-repeat stitching aligners are used, one must also provide tight control of CD variation across a stitching boundary. (A CD differential greater than 100 nm for a 1- $\mu\text{m}$  hole is too large.)

After exposure of the holes, two etching steps are required: an RIE etch to open the hole to the underlying insulator, and then a chemical etch to cut back to the resistive layer and undercut the insulator. After this second etching step, the panel is placed in a deposition system where a sacrificial nickel film is deposited at a shallow angle as the substrate is rotated about its axis. Another deposition process – similar to the first except for a deposition angle that is normal to the surface – forms a conical niobium metal structure within the hole, along with a film on the top surface. Eventually, the hole is sealed and the process is terminated. Finally, the top metal

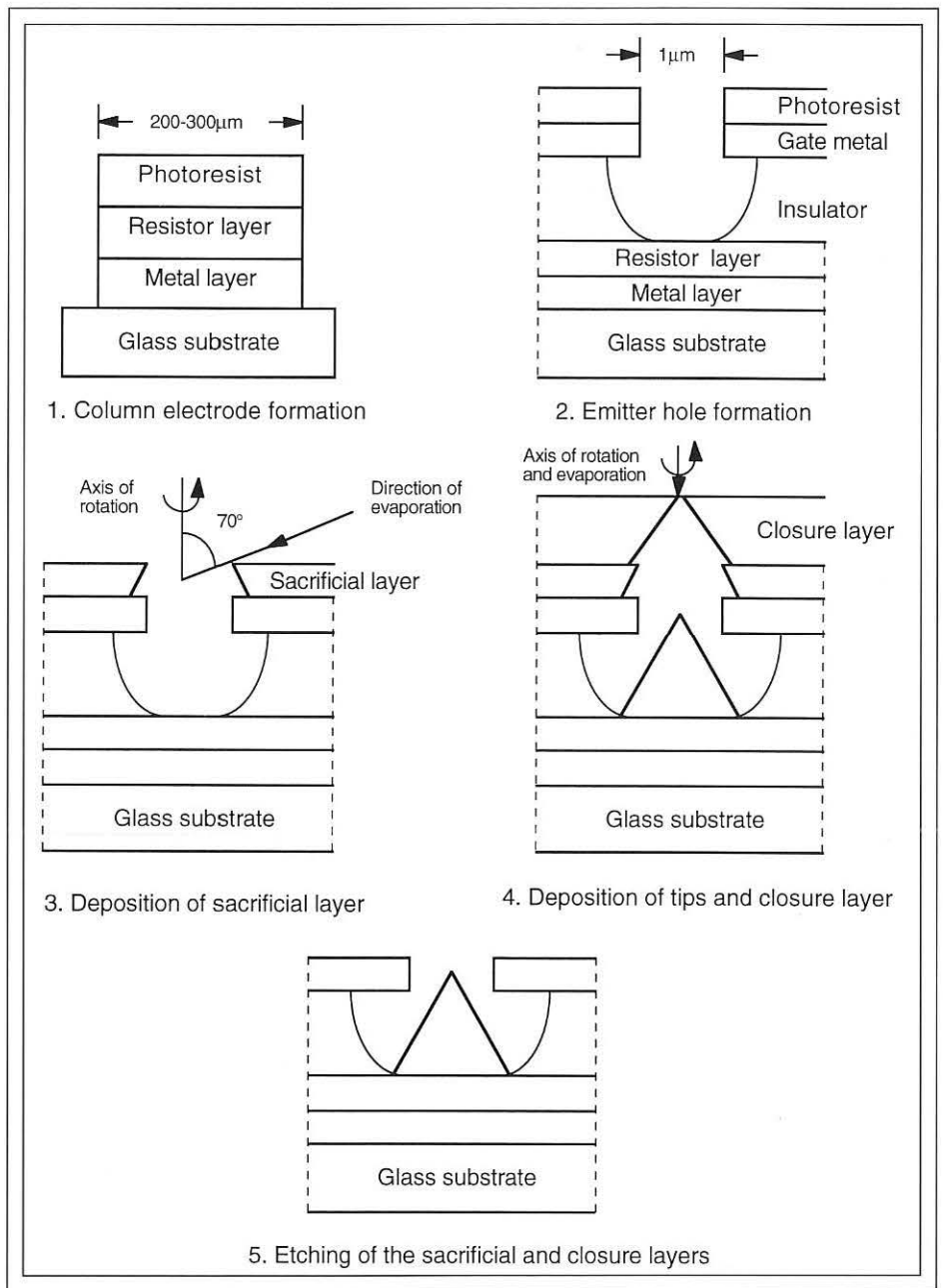


Fig. 1: Fabricating Spindt tips – a key step in making FEDs – with step-and-repeat photolithography tools is now a well-developed process.

film is removed in an etch and lift-off process leaving behind a fully formed emitter centered in each of the holes.

A third patterning step on the cathode plate defines the gate electrodes. These electrodes interconnect the hole arrays in an axis that is orthogonal to the column electrodes. In principle, these conductors are also the width of a

tri-color pixel, just like the column electrodes. In practice, however, complex meshing patterns are used to minimize the cross-sectional area above the column electrodes in an attempt to reduce capacitance effects. This mesh geometry can also be used in the column electrodes and can push down into the 3- $\mu\text{m}$  feature-size range.



# FPD manufacturing

**Table 2: Overall FED Lithography Requirements**

Cathode Plate Layer	Minimum Feature Size	Overlay Control
1. Column Electrodes	3-5 μm	N/A - first layer
2. Emitter Holes	1.0-1.5 μm	±1 μm (to layer 1)
3. Row Electrodes	3-5 μm	±1 μm (to layer 1 or 2)
Anode Plate Layer	Minimum Feature Size	Overlay Control
1. ITO Electrodes	10-15-μm line (exposed area) 50-100-μm space (unexposed area)	N/A - first layer (scaling may be desirable to match cathode plate)
2-4. Phosphors	25-90 μm (depending on monochrome or color)	±5 μm (to layer 1)

The overall lithography requirements for FEDs in terms of resolution and overlay are quite well defined (Table 2). The requirements break down into three categories based on resolution. The emitter tips present the most difficult challenge, and, to date, only step-and-repeat methods have proved successful as a fabrication technique.

Laser-interference lithography is a possible alternative for low-cost tip formation, but only research-lab results have been shown to date. This technique was originally developed at MIT, and has been developed more thoroughly through separate efforts at the MIT Lincoln Laboratory, Lawrence Livermore National Laboratory, and the University of New Mexico.

The method uses two or more coherent collimated laser beams illuminating a photosensitive material at an angle to form linear interference patterns on the surface of the resist (Fig. 2). The width and period of the patterns is controlled by the angle of the incident beams. Holes or posts are formed by rotating the plate 90° and re-exposing. This method can completely cover the plate with extremely uniform features in a relatively short period of time. A significant disadvantage, however, is that the method offers no control of the position of the patterns relative to the underlying column grid structure. Additional process steps are required to isolate groups of features into areas that correspond to pixel locations. This additional process complexity has hindered the development of this technique into a production-worthy methodology. FED Corp., however, has demonstrated working displays fabricated by this method.

## Holographic Lithography

In the quest for a low-cost alternative to step-ers, holographic lithography has often been identified as a leading candidate. Holtronics of Switzerland has developed a tool that can pattern an 8 × 10-in. area using holography to reproduce the fine FED structures. This technique requires the fabrication of a holographic mask from a traditional 1X chrome mask. The holographic image of the 1X mask is formed in a photosensitive polymer layer on a holographic transfer mask (Fig. 3). The transfer mask is then used in conjunction with a

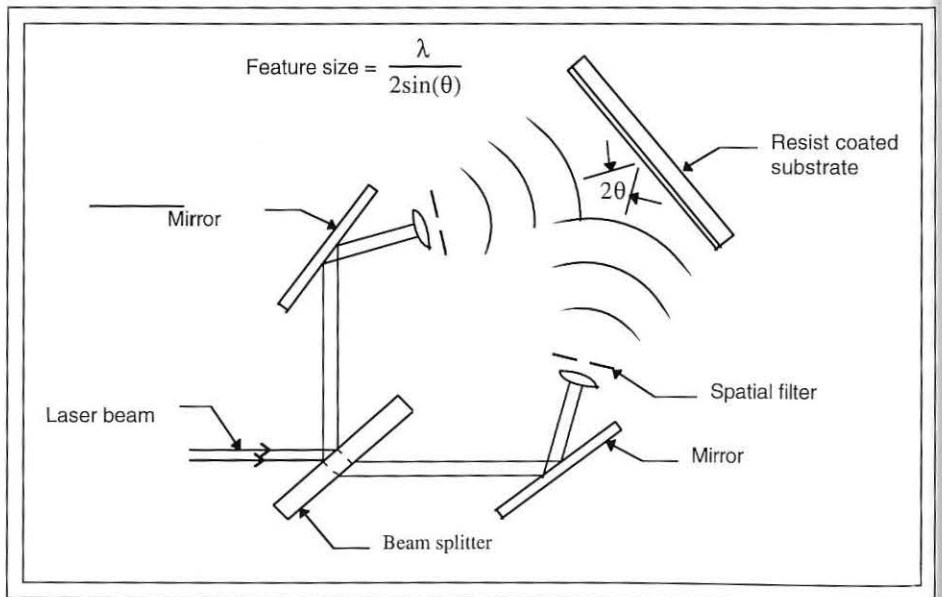
specially configured patterning tool in a similar arrangement to expose a flat-panel substrate.

To recreate the original hole pattern, a substrate takes the place of the original 1X mask and a reference beam illuminates the mask through the prism. A scanning laser tracks across the mask through the other face of the prism while the substrate is held in close proximity. The gap between the substrate and the mask is held constant by measuring the gap in real time and adjusting the space between the mask and substrate as the writing beam scans back and forth. Control of image placement on the substrate is done with traditional mask-alignment methods.

Samples made with this technique look promising. The patterns are uniform and placement accuracy is good. The larger issue that must be resolved if this technique is to become production-worthy is the development of a commercial supply of holographic masks. Currently, only Holtronics is capable of manufacturing these masks, although it is reported that several mask shops are prepared to take on this technology if the market demands it.

## Mix and Match

It is clear from the wide range of patterning resolutions required for FED fabrication that a



**Fig. 2:** Laser-interference lithography, currently a laboratory process, is a possible alternative for low-cost tip formation. The interference between two laser beams can completely cover the plate with extremely uniform features in a relatively short period of time, but there is no inherent control of pattern position relative to the underlying grid structure.



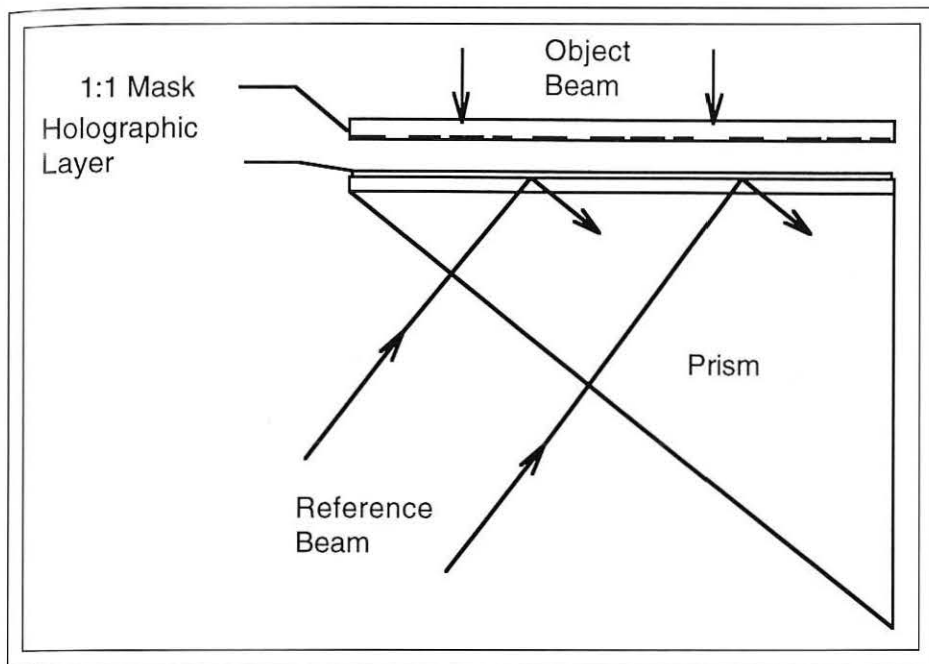


Fig. 3: Holographic lithography – a leading candidate as an alternative to steppers – requires the fabrication of a holographic mask from a traditional 1X chrome mask. The figure indicates how such a mask is formed.

mix-and-match strategy can be employed to minimize lithography equipment costs. The holy grail of display manufacturers is to move material at a 60-s total average cycle time (TACT). A 60-s TACT is a reasonable goal for the lower-resolution layers but is impossible for the emitter layer if steppers are used for patterning. The appeal of the other two high-resolution lithography techniques is the possibility of achieving the 60-s TACT on the emitter layer while avoiding stitching issues at the same time.

Laser power is the most significant impediment to achieving 60-s TACT for these tools. Commercially available UV lasers output 2–5 W maximum, but 25 W are required to expose 550 × 650-mm substrates in 60 s. Wide-field steppers similar to those used for AMLCD production would be suitable for the row and column layers of the cathode plate. The required resolution is beyond the reach of proximity tools, and the required overlay control is reliably achieved by these steppers. The anode-plate layers can be easily patterned with proximity tools as long as the substrate scale is not excessive.

If steppers are used for the emitter layer on second-generation substrates (370 × 470 mm),

then a look at lithography cell load balancing reveals the curious fact that the coater/developer system is the lithography cell bottleneck, not the stepper. The reason is that a single coater/developer can be used to service both the high-resolution stepper and the lower-resolution tools. For monochrome displays, there are four low-resolution levels and only a single high-resolution level. Modeling the throughput of a pair of steppers – one a high-resolution unit with a smaller lens field and the other a low-resolution unit with a wide-field lens – reveals that they complement each other almost perfectly in terms of productivity, *i.e.*, the wide-field stepper is nearly four times as fast as the small-field stepper, and the two together consume 100% of the capacity of a coater/developer line while achieving an 85% utilization rate. No proximity tools are required at all! The wide-field stepper has capacity for all layers.

Extending this example to a color display, which adds three more layers, changes things somewhat. The first piece of equipment that must be added is a second coater/developer line. This provides additional capacity for the three new layers and allows a more realistic utilization level of both coater/developer lines

– 60% rather than 100%. This change, however, raises the utilization expectation of the steppers from 85 to 95%. This is not perfect balance, but the same output volume can be maintained without adding lithography tools.

It might be reasonable to add a proximity tool at this stage to maintain better utilization levels, but it might be better to consider adding another wide-field stepper if overall factory volume is expected to increase over time.

### Conclusion

The large-scale production of FEDs is now possible using processes and techniques developed for the AMLCD and wafer industries. Lithography tools specifically designed for FED emitter patterning are currently available from a number of vendors. The overall cost of lithography, however – especially for the emitter layer – must be brought down if FED production is to be cost-competitive.

The overall cost of lithography can be brought down if mix-and-match strategies are employed, but the “breakthrough” promised by the new holographic techniques is yet to be realized. These techniques have shown good results in lab situations, but it remains to be seen if they can be made production-worthy in time for FEDs to make a serious challenge to AMLCDs.

### Notes

<sup>1</sup>Katherine Derbyshire, “Beyond AMLCDs: Field emission displays?” *Solid State Technology* (November 1994).

<sup>2</sup>Brian Dance, “Europe’s FPD Development Offers a Chance to Compete,” *Semiconductor International*, 229 (July 1995).

<sup>3</sup>David A. Cathey, “Field-Emission Displays,” *Information Display*, 16 (October 1995).

<sup>4</sup>Jo Ann McDonald, “Diamonds are getting real in the USA,” *III-Vs Review* 8/5, 38. ■

Please send new product releases or news items to Joan Gorman, Departments Editor, *Information Display*, c/o Palisades Institute for Research Services, Inc., 201 Varick Street, New York, NY 10014.



# REAL-TIME VIDEO WINDOWS ON COMPUTERS

SIMULATION C<sup>3</sup>I SURVEILLANCE  
INTERACTIVE VIDEO DISC TRAINING  
ROBOTICS INDUSTRIAL CONTROL  
VIDEO TELECONFERENCING



## SUPERVIEW™ OFFERS

- Up to **6** real-time video windows
- Windows scalable to full screen
- Optional inputs for VGA, FLIR, radar and medical imagers
- Text and graphics overlays on video
- Compatibility with all high resolution graphics controllers

SuperView video windowing systems are available in standalone and 6U VME configurations.




**RGB SPECTRUM®**

A visual communications company™

950 Marina Village Parkway Alameda, CA 94501  
Tel: (510) 814-7000 Fax: (510) 814-7026

Circle no. 78

*When things are critical,  
does your display glare at you?*



The single most important quality of a light emitting display is *readability*. The quantitative measure of readability is called the Discrimination Index (DI). The principal contributor to the DI is the *contrast* between an "on" pixel and its background—both luminance contrast and chrominance contrast.

*The Circular Polarizer improves the DI of displays more than any other optical device. It does this by:*

- *Almost totally blocking internal specular reflection*
- *Acting as a neutral filter on non-specular reflection*
- *Preserving chrominance contrast.*

*The Circular Polarizer By American Polarizers makes your display as good as it can be.*

**API**

**AMERICAN POLARIZERS, INC.**


141 South Seventh Street • Reading, PA 19602  
Telephone (215) 373-5177 • FAX (215) 373-2229

Circle no. 79

## Interface Solutions for flat panels

Speed up development and product realisation time with our high quality flat panel interface controllers for your LCD or EL projects. Suitable for small or high volume projects.

**AC series:** A range of interface controllers for colour & monochrome LCD or EL, to connect to analog graphics source. VGA (640x480), SVGA (800x600), XGA (1024x768), SXGA (1280x1024).



**DC series:** Includes PCI bus LCD graphics card for providing LCD digital signal output from a PC.

### Enclosure options:

- Open frame kits: panels & interface controllers in easy to use frames.
- Industrial display systems
- Desktop monitors
- LCD multimedia systems



### Digital View:


**USA:** Tel: 408-287 4935, Fax: 408-287 3952  
**England:** Tel: (0)1438-816 600, Fax: (0)1438-816 909  
**Hong Kong:** Tel: 2861 3615, Fax: 2520 2987

Circle no. 80





## Extreme Conditions



## Call for Extreme Displays

Laptop displays just don't cut it. IQT's true production capabilities meet or exceed every requirement for avionic, military, and ruggedized high-performance applications: < 1% specular reflectance, < 0.25% diffuse reflectance, > 200 fL output luminance, and wide temperature range.

Advanced avionic AMLCDs start with our own high-quality display glass — the best available anywhere.



We go to extremes so you don't have to. Our integrated information management and control system works to ensure rapid concept-to-product turnaround, on-time delivery, low prices, and responsive service and support. Find out more. **Call us today at 510-249-0500.** Fax 510-249-0550.

Or write us at 48611 Warm Springs Boulevard, Fremont, California 94539.

4" X 4" AVIONIC  
6.2" X 8.3" AVIONIC



CUSTOM DISPLAYS TO 17"  
OPTIMIZED PERFORMANCE

HIGH-PERFORMANCE AMLCDs FOR DEMANDING APPLICATIONS

See Us at SID '97 Booth 135

Circle no. 81



# Big Screens at Display Works 97

*The show at Display Works was larger this year and leaned more toward manufacturing, but many of the displays that did appear on the floor were BIG.*

by Alan Sobel

**B**IG, BRIGHT, COLOR DISPLAYS were standouts at the Display Works meeting and exhibition held in San Jose from January 27th to 30th. In addition to four big panels at Display FireWorks - the mini-exhibit of high-impact displays at the entrance to the exhibit hall - there were some spectacular displays on the show floor.

The first eye-catchers were three plasma panels. Fujitsu and NEC showed 42-in.-diagonal panels in 16 x 9 format with 852 x 480 pixels and vertical color stripes (Figs. 1 and 2). The published specifications for these two panels are very similar: 300 cd/m<sup>2</sup>, about 3 in. thick, 8-bit color (a nominal 16,700,000 colors), and 18 kg (39.6 lb.). The two panels looked similar, but the NEC panel was clearly a prototype - there were a number of slight defects and probably lower luminance, although this was hard to tell - while the Fujitsu panel came off a production line and had very few defects. Plasmaco, owned by Matsushita since January 1996, also had a 42-in. panel, but this one is in 4 x 3 format with 640 x 480 pixels. Its luminance, thickness, color, and viewing-angle (160°) specifications are similar to those of its competitors' wide-format panels. All three panels were showing full-motion video, and to this viewer they all looked gorgeous.


*Alan Sobel is a consultant on displays and display systems based at 633 Michigan Ave., Evanston, IL 60202; telephone/fax 847/869-5607, e-mail: 72020.3607@compuserve.com. He is the Editor of the Journal of the Society for Information Display and a Contributing Editor to Information Display Magazine.*

The displays were in bright ambient light - NEC's was in a dark enclosure, but still exposed to bright light - and will clearly benefit from anti-reflection and contrast-enhancing coatings, which will, in turn, require higher luminance to be effective. But even without these coatings, the plasma displays still looked very good, either close up or from a distance. Striking fact: the panels are cool to the touch. Luminous efficacy has greatly improved over previous models.

All three of these panels, and a 33-in. NEC plasma panel on the show floor, showed a

kind of "swimming" noise in large, non-moving areas seen close up. This is probably due to the way they all generate gray scale, by dividing each frame into eight sub-frames of different luminances. Because of the short persistence of plasma panels, this problem - as well as some motional artifacts - is more noticeable in large plasma panels than in large LCDs. Fixes will probably emerge in the near future.

The panels shown here were all ac plasma panels, which are currently favored over dc devices because of their higher efficiency,



**Fig. 1:** Fujitsu showed the production version of its 42-in.-diagonal panel, which has a 16 x 9 format with 852 x 480 pixels and vertical color stripes.

Fujitsu





Fig. 2: NEC's new 42-in. plasma panel has specifications that are remarkably similar to Fujitsu's.

NEC

higher luminance, and longer life. NHK, the Japanese government broadcasting system, has sponsored development of dc plasma panels for over 20 years, showed a 40-in.-plus panel some years ago, and currently spearheads a 27-company consortium that is working on dc panels and talking about putting a 42-in. panel on the market by 1998. However, the fact that Matsushita - which has shown dc panels in the past - purchased Plasmaco is an indication that the ac-panel forces are moving ahead.

### Large-Display Panel Discussion

In addition to showing its plasma display, Fujitsu sponsored a panel discussion on integrating large-area displays. Intelligence obtained during the discussion:

- Fujitsu and NEC are aiming at HDTV; Plasmaco will presumably move in the same direction.
- Prices are quoted at around \$12,000 in single units now, but the manufacturers plan to reduce prices drastically over the

next few years. They'll have to if they are going to move serious numbers of panels.

- David Mentley of Stanford Resources said that there is \$4-8 billion committed to plasma production plants in the next 2-4 years - a huge number.

The conventional wisdom is that HDTV needs big pictures to be successful, and Japanese homes are too small to house projection TVs comfortably. This could provide the impetus for plasma's first market niche. However, the major world market for big TV pictures is the U.S., where space constraints are not as important as in Japan but price is a major consideration. To justify billions of dollars in plant investment, sales volume must be very large indeed.

Stewart Hough of Fujitsu said it will be 3-5 years before the price gets down to \$3000. He stated that NEC will be at a lower price soon, implying that a price war in large panels is coming. (No NEC representative was available for comment.)

Fujitsu's program went from a 4 x 3 21-in. panel to the 16 x 9 42-in. panel on display at the show. The company did not build big 4 x 3 panels, as Plasmaco has done. Fujitsu anticipates having a 55-in. panel in production in 1998. The company predicts that the cost could be \$100 per diagonal inch by 2001, and perhaps as low as \$50/in. in 2005.

Major remaining technical problems are life - which should be more than 30,000 hours in TV service - and cost, including both the cost of the panel and the cost of the required high-voltage driver circuitry. Driver cost, now high for all plasma panels, must be reduced, and it should yield to higher volumes and ingenuity.

The New York Stock Exchange installed a number of Fujitsu color panels in 1994. The \$8500-per-panel cost, while acceptable to the well-heeled Big Board, has been an obstacle for other exchanges. Much earlier, the NYSE installed some 1000 NEC monochrome plasma panels.

### LCDs Are Getting Big, Too

The other large-screen contenders at this meeting were LCDs. Sharp showed their spectacular 40-in. SVGA (800 x 600 pixels) AMLCD at the Display FireWorks exhibit. It is made by joining two 29-in. panels with a seam which is very hard to detect. The viewing angle is not as good as the plasma panels', nor is the luminance as high, but power consumption is lower. Sharp is using an improved addressing system on their 21.4-in. XGA STN-LCD, which may be as much as 30% less expensive than an active-matrix panel of the same size.







For this observer, however, the LCD stand-out was NEC's 20.1-in. 1280 x 1024-pixel AMLCD (Fig. 3). Its viewing angle is  $\pm 80^\circ$  in both the horizontal and vertical directions, there is no contrast reversal at extreme angles, and the panel looked very good indeed. This is a real workstation-capable device, but at \$8500 it won't find too many users. The price will inevitably come down in time. This big panel dwarfed the excellent 14.1-in. display next to it. Although the new unit is not yet quite fast enough for full-motion video, that, too, will come.

While HDTV appears to be the main driving force behind big plasma panels, many large LCDs are aiming at desktop applications. Large high-resolution CRTs require a lot of desktop space, and their depth can be a



# The Smart Choice in PC-Based Video Generators

## UNI VG-D250<sub>pc</sub>

-  PC-based Performance
-  Dot Clock to 250MHz
-  Horizontal Scan to 250KHz
-  Fully Programmable Patterns
-  Fully DDC Compatible
-  Accepts Bitmap-Files



This is the best PC-Based Video Generator if you work with Display Systems up to a 1600x1280 resolution. Its "DDC" capability is an increasingly important asset in service & manufacturing applications.

The UNI-VG-D250pc allows VESA-D.P.M.S. testing and the ability to import preset data files from other sources as "test patterns".

The user interface is DOS- and Windows 3.1 and very easy to operate.

Make the *Smart Choice*...  
Contact TEAM.

Call 1-800-338-1981 or visit us at  
<http://www.team-systems.com>


See Us at SID '97 Booth 525/527

**TEAM**  
systems

"Test And Measurement Technology"

Circle no. 82

## show report



NEC

Fig. 3: The LCD standout was NEC's 20.1-in. 1280 x 1024-pixel AMLCD with exceptionally wide viewing angles. But this workstation-capable device won't find too many users at \$8500.

significant problem. Furthermore, while a 21-in. LCD truly provides 21 in. of viewable display, a "21-in." CRT will have only about 19 in. of viewable display, surrounded by several inches of bezel. There are enough potential advantages to the LCD that its higher price may not always knock it out of the running.

As usual, the display industry provides a fascinating spectator sport, as well as excitement for the participants. ■

## SID '98

Symposium, Seminar,  
and Exhibition  
Anaheim, California  
Anaheim Convention Center  
May 17-22, 1998

15

97

SEPTEMBER

17th International Display  
Research Conference

TORONTO, CANADA  
SEPTEMBER 15 - 17, 1997

- An international conference on display research and development aspects of:
  - Display Fundamentals, Display Devices
  - Hard Copy & Storage, Input Systems
  - Integrated Devices and Applications
  - Image and Signal Processing
  - Color Perception, Human Factors



# Flat Panel Display Solutions



**"First in technology,  
First with products"**



## Hot New Products!!

### Digital LVDS Controllers

- Family of ISA, PCI, and Receiver Board products.
- Based on Chips 65545 (ISA) and 65550 (PCI) 32 Bit Hardware Accelerated Graphics Controllers.
- Full 36 Bit LVDS Interface for new XGA TFT's.
- Low EMI and Cable Drive up to 50 feet -Targets Industrial Controls.
- True High Color operation on TFT Panels.
- Mating Receivers to support all sub-system controls and power with one simple interface.
- Additional User Defined controls, serial communications, and wide dimming features.

### Analog Input Flat Panel Controllers

- VGA, SVGA and XGA TFT's Now!
- Multiple Frequency operation.
- Full 24-Bit Operation.
- Automatic Mode Detection and Instant Switching.
- Works with any graphics card, workstation, or embedded controller.
- Advanced Sync Detection for Crystal Clear pixel conversion, no "sparkle" or fuzz across 256 gray shades.
- Plug and Play Compatible for effortless software driver installation.

### AV554-PCI-PlugN'Display

- 4MB PCI LCD Monitor Controller.
- 64Bit Graphics Engine. 64Bit Memory Interface.
- VESA PlugN'Display compatible.
- Panel Link Interface.
- True Color in XGA!
- Enhanced High/True Color STN Support.
- Multi-Media Acceleration.
- USB Pass Through, DDC, and power for complete remote system support from Host PC.

## AVED Display Technologies

- Digital Controllers • Analog Controllers • LVDS/PanelLink Controllers
- Industrial Flat Panel Video Sub-Systems • Rack Mount and Finished Plastic LCD Monitors

14192 Chambers Road, Tustin, CA 92780 USA 714 573-5035 714 573-5039 FAX sales@aveddisplay.com

www.aveddisplay.com

Circle no. 83

See Us at SID '97 Booth 709



# Do Your Homework.



By the year 2000, millions of homes will have a computer with a supersized monitor. These monitors will be technically perfected on the inside to produce lifelike image quality. They will also be vacuum-coated on the view side with Optium 2020™. By then your family will be spending an average of 12 hours a day in front of their monitor; studying, talking to friends in remote corners of the world, shopping, working, even watching movies. Available now, Optium 2020™ is a patented, clarity-enhancing coating for CRTs which virtually eliminates glare and reflection, and protects you from static and potentially harmful emissions. So, even if your next computer doesn't have a supersized screen, make sure it's coated on the view side with Viratec's Optium 2020™, and see what you've been missing.

It'll make life, not to mention homework, just a little bit easier.

Call today for more information on how to ensure that you are looking through Optium 2020™ on your next computer monitor.



## Optium 2020™

DISPLAY-ENHANCING TECHNOLOGY

Optium 2020 is a registered trademark of Viratec Thin Films, Inc.

 **VIRATEC**®

CLARIFYING YOUR POINT-OF-VIEW

See Us at SID '97 Booth 519/521

2150 Airport Drive, Faribault, MN 55021-7798 USA

Phone (507) 334-0051 • Fax (507) 334-0059

Internet • sales@viratec.com

Circle no. 84



# GET UNPLUGGED FROM OLD DISPLAY IDEAS



## KENT ChLCD™ No Power DISPLAYS

Ready to get unplugged from the energy-robbing LCD displays you're now using? KENT Displays' ChLCD (Cholesteric Liquid Crystal Display) technology offers a solution for your electronic products.

### BREAK THE BATTERY-DRAIN BARRIER

Since ChLCD reflective and transparent textures are both stable states, an image can be displayed indefinitely without consuming battery energy – for seconds, hours, weeks, months or even years.

### EASIEST TO READ REFLECTIVE TECHNOLOGY

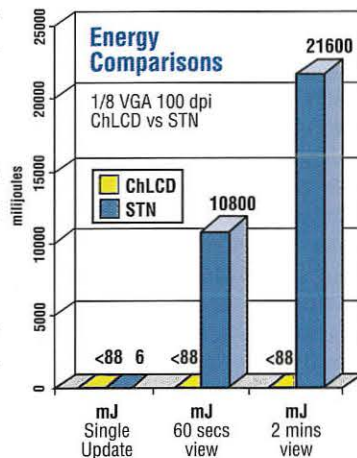
Compared to conventional LCD technologies, ChLCD displays offer better reflectiveness, 360 degree viewing cone and exceptional daylight contrast, even in direct sunlight, all without backlighting.

### STANDARD OR CUSTOM DISPLAYS AVAILABLE

Standard ChLCD displays and modules are available in 1/8 and 1/2 VGA sizes in colors to meet your needs. Have a special application? Kent Displays offers ChLCD displays and modules custom designed to your requirements.

### ASK FOR THE FACTS

To learn more about this technology that enables you to do more, ask for this information package today.



*Unlike STN displays which use power to continuously refresh images, ChLCDs do not require refreshing to keep energy usage to a minimum.*



**KENT DISPLAYS**  
INCORPORATED  
A MANNING VENTURES BUSINESS UNIT

Kent Displays, Inc. • 343 Portage Boulevard • Kent, OH 44240 • Phone: 330.673.8784 • Fax: 330.673.4408 • E-mail: 73360.2157@compuserve.com

Products and technologies of Kent Displays, Inc. are protected by the following patents: Unites States; 5,463,863; 5,437,811; 5,384,067; 5,251,048. People's Republic of China; 92103952.2. Israel; 101,766. Taiwan; 801405631. PCT (EP, Canada, Korea, Japan and Norway); 92/03504; 9209367. Other Patents Pending.

See Us at SID '97 Booth 631/633

Circle no. 85



# Dramatic Industry Growth Predicted at Display Works 97

*Houses were sliding down northern California's muddy hills as a 6-year drought ended with a vengeance, but in the San Jose Convention Center all predicted movements were up.*

by Ken Werner

**W**HEN Way Tu, President of Lam Research, said at the Display Works 97 Investor's Conference on Wednesday, January 29th, that the flat-panel-display (FPD) market could grow to as much as \$200 billion by the year 2014, the audience of investors and analysts appeared interested. Interested, respectful, perhaps excited - but certainly not incredulous.

The projection, made in Tu's keynote address, "A View of FPDs in the 21st Century," depended upon drawing certain parallels between the growth of FPD sales and the growth of semiconductor sales at a similar stage in that industry's growth. Tu also cited "a stream of paradigm shifts," including:

- Computer revenues surpassed those from TV in 1995.
- Cellular phone lines will soon exceed traditional lines in California and other selected areas.
- FPD sales will surpass CRT sales early in the 21st century.

FPDs are moving into every facet of daily life, said Tu, a point that was expanded upon by Aris Silzars of the Display Continuum, an organization that advises clients on display selection, application, integration, and market-development issues. Silzars, speaking at the Display Works Press Luncheon, noted that the

history of the FPD's proliferation has not been one of replacing the CRT but of finding new applications for which it is uniquely suited. Despite the fact that FPDs are now beginning to move onto the CRT's traditional turf,

Silzars predicted that it will be a wide range of new products and new applications that will fuel further, vibrant FPD growth. Among these will be many new information and communications appliances that, unlike personal




Quadriton FlatScreen Technologies

**Fig. 1:** At the Large Display Integrators Forum, Quadriton announced the imminent introduction of its FlatScreen™ television receivers with Fujitsu plasma panels at New York's upscale Hammacher Schlemmer department store. A 21-in. model (shown) and a 42-in. model are available in the special-for-Hammacher-Schlemmer stainless-steel-encased Signature Series. The QFTV plasma TV set is the first to be available through retail channels.

**Ken Werner** is the editor of Information Display Magazine; telephone 203/853-7069, fax 203/855-9769, e-mail: kwerner@netaxis.com.





PC Video Conversion

**Fig. 2:** PC Video Conversion introduced its VIDisplay 640 interface that accepts composite (NTSC, PAL, and SECAM) and Y/C (S-VHS) inputs and shows them as high-quality video on LCD panels.

computers, will be single-purpose, easy-to-use devices. One result of this trend will be a proliferation of FPDs at many levels of sophistication and complexity. This segmentation, said Silzars, will create opportunities.

Silzars' dynamic makes Tu's exponential curve seem credible. In a subsequent conversation, David Mentley of Stanford Resources expressed the opinion that Tu's projection seemed overly enthusiastic and noted that a 15% annual growth is at the high end of what he would expect. Starting with \$31 billion of projected flat-panel sales in 2003 (the last year for which Stanford Resources has made detailed projections) and figuring 15% annual growth for 10 years provides a sales estimate of \$125 billion in 2013. A more conservative 10% annual growth rate gives a projection of \$67 billion in 2013, said Mentley. Interestingly, the enthusiastic Mr. Tu and the methodical Mr. Mentley are separated by only a factor of 3. Even the lowest of their projections should be enough to gladden the hearts of people who make displays or the equipment to produce them.

In an industry forecast that followed Tu's keynote address at the Investor's Conference, Hideki Wakabayashi, Senior Analyst at the

Nomura Research Institute, commented that the LCD market bottomed out in July 1996 and has since rebounded strongly. The rebound was tied to accelerating sales of laptop PCs, which resulted from several factors:

- Laptop PCs reached the critical price of \$2000.
- Batteries and LCDs got better.
- Hard-drive capacity and CD-ROM integration caught up with the requirements of Windows 95.
- The price gap between a laptop and a desktop computer narrowed from about \$1000 to about \$500.

Wakabayashi predicted that one-third of the LCD market will be in monitors by 2005, and that the price of a 21-in. LCD monitor will equal that of an equivalent CRT monitor in 1999. This last prediction raised some eyebrows, but it is consistent with predictions made by the Philips CRT group at Euro-Display last October.

The new fabs coming on line in late 1998 and in 1999 would convert the current undersupply of 12.1-in. AMLCDs to an oversupply by the year 2000 in the absence of an LCD-monitor market, but Wakabayashi believes there will be a monitor market and that the

undersupply of 12.1-in. AMLCDs will therefore continue. Nonetheless, says Wakabayashi, the AMLCD business has an inherent 2-year cycle as panel sizes and fab generations succeed each other with necessarily awkward interactions.

At the Display Works Business Conference, sponsored by USDC on Tuesday, January 28th, Hidehiko Katoh, General Manager of NEC Corporation's Electronic Development Division, discussed "NEC's Flat Panel Display Development Strategy." In 1977, NEC proposed its "C&C" concept, which was that the merging of computers and communications would drive electronic and display development. The concept pointed the way to what is now known as the multimedia society, and has been an invaluable strategic tool. NEC projects that the size of the electronic-display market will continue to grow along with the development of multimedia.

In LCDs, NEC will focus on TFT types covering the notebook, monitor, and automation/consumer markets. The focus of future product development will be the "Super-Fine TFT," NEC's name for its very-wide-angle AMLCD technology. The company currently makes 10.4-in. VGA, 14.1-in. XGA, and 20.1-in. SXGA "Super-Fine" models, and is planning a large-screen UXGA version for the future. Notebook-PC displays include 11.3-, 12.1-, and 13.3-in. models.

In PDPs, NEC has been operating a 2000-unit-a-month prototype line at its Tamagawa plant since June 1996, and started construction on a larger-volume facility in Kagoshima in October. Production in Kagoshima is slated to begin at 10,000 40-in. units per month in April 1998 and increase to 30,000 a month. NEC was expecting to ship a 42-in. TV display in February 1997.

In a conversation following the presentation, Sham Rayan, Senior Engineer for consumer systems engineering at AST Computer, observed that 65% of the cost of a CRT monitor is in the CRT and 35% is in the electronics and plastic. But in an LCD monitor, 95% of the value is in the panel. Therefore, there is no place for a monitor maker to add value, and it will get worse as more and more electronics is integrated onto the display substrate. Katoh agreed.

In a late-morning panel discussion, Ross Young, President of DisplaySearch, noted that 24 new LCD fab lines are scheduled to be built over the next 3 years. That makes a





Luxell

Fig. 3: Luxell was showing its sunlight-readable monochrome TFEL displays, which feature a proprietary internal "black layer" internal interference structure for suppressing reflections without external filters.

panel surplus all but inevitable once these lines are producing with reasonable yield – unless a substantial LCD-monitor market develops. How quickly that market is likely to develop remains unclear. Sales forecasts for 1998 range from 200,000 to 2 million, said Young. Well, what's an order of magnitude among friends?

Chuck McLaughlin, President of the McLaughlin Consulting Group, cited a study he had done showing that CIOs responsible for the purchase of a thousand or more monitors would pay a premium for AMLCD monitors having image quality equal to that of CRT monitors. However, the perception of most of these CIOs is that AMLCD monitors are inferior to CRT monitors in virtually all parameters. Perception is trailing the reality, said McLaughlin, and some good public relations is required. McLaughlin went on to say that miniature displays have very interesting potential in the U.S. and Asia and that rear-projection monitors using miniature displays should appear next year.

A lively question period followed the panelists' presentations. One questioner asked why manufacturers can't agree on third- and fourth-generation substrate sizes. Answer: because everybody is looking for a competitive advantage by optimizing substrate size for their favored panel dimensions. And a comment from the floor: There is a fundamental mismatch between the typical laptop-model life cycle (about 3 months) and the typical AMLCD development time (about 2.5 years).

Economist Bill Finan of Technicon Analytic Research, Inc., one of the panelists, noted that standardization may benefit makers of manufacturing equipment and laptop computers, but LCD manufacturers do not yet see standardization as being in their best interests. From the floor, Samsung's Tom Striegler commented that because each substrate size has a "sweet spot" for one or more panel sizes, standards for substrate size are not necessary.

The conversation wandered to the questions of why high-volume AMLCD manufacturing

is almost exclusively an Asian business and why third-generation lines are seemingly being implemented slowly. Byron Walker: "U.S. capital is known to be impatient." Ross Young: "The first third-generation players in Japan will make a lot of money."

After lunch, Tei Iki, Senior Vice President, Display Systems, Sony Electronics (San Diego) delivered an entertaining and information-rich talk, "The Coming Battle of CRTs vs. FPDs." "The display business," he said, "is a service industry that delivers information to the user. The user therefore pays for the value of the service rather than the cost of the components that go into the display."

In 1996, said Iki, the number of Sony monitors sold exceeded the number of CPUs sold by 300,000. The difference was primarily due to people buying CRT monitors to go with laptop computers. (As a result, Sony sold more monitors than they had projected.) What the world wants, said Iki, "is a flat display that performs like a CRT for a CRT price."

In 1996, 220 million CRTs were sold worldwide for \$20 billion, and the revenue from computer monitors exceeded the revenue from TV receivers for the first time. The well-developed infrastructure, said Iki, "makes it possible to compete in this crazy business." How crazy? The typical monitor has 1200 electronic parts, 90% of them made on the Pacific Rim. And a finished monitor or TV receiver costs about twice as much as the CRT that's in it.

"I think you have to make things to innovate," said Iki. "Materials cost is the key." "I don't think FPD makers want to compete with CRTs: Why would anybody in their right mind want to get into this kind of business?" Iki concluded by saying we should be putting priority on integrating CRT and FPD technologies, not talking about battles between FPDs and CRTs.

In "The Changing Needs of the Military Customer," Robert Michaels, Section Head of the Advanced Displays Group at Honeywell, noted that the U.S. Department of Defense estimates it will buy 60,000 FPDs over the next 5 years for cockpit displays. In regard to helmet-mounted displays (HMDs), Michaels said that the U.S. is a bit behind some European countries in implementing these displays in weapons systems.

CRTs are currently the most common display in avionics HMDs, but it is hard to main-



tain brightness when converting from stroke to raster. This probably makes AMLCD the display technology of choice. The military needs 3000–5000 fL minimum with high resolution and wide field of view (FOV), and pilots don't want to trade resolution for color. Field-sequential color is a possible avenue, but response time and image break-up are concerns. Subtractive color may be the solution.

Although AMLCDs look good for HMDs for the near term, they will be resolution-limited by FOV. The ultimate solution may be an emissive HMD or even a retinal-scan display. Laser-threat weapons – weapons designed to blind the pilot – may require a completely closed cockpit and a 360° projector.


AWACS planes currently use a 19-in. CRT monitor that has been a disaster. The mean time between failures (MTBF) is 300 hours, and the non-U.S. vendor is withdrawing from the business, said Michaels. The DoD would like to replace this monitor with a multi-use device being called the Common Large Area Display (CLAD), and AWACS requirements alone amount to over 500 displays this year. Target specifications are 21-in. diagonal, 1280 × 1024 pixels, 24-bit color, and 200-W power consumption for the Air Force version (125 W for the Navy version). An FPD is preferred, but a projection display would be considered. One limitation is that the Air Force would like the CLAD to survive decompression at 40,000 ft.

The Navy would like its own FPDs. PDPs of 21 and 30 in. are currently being tested on submarines, and the Navy would like displays larger than 30 in. There is a 60g shock requirement for these displays so that they can survive torpedo attacks. The NSSN new attack submarine is to incorporate 75 displays of various types.

The DoD estimates it will need about 14,000 command-and-control displays. In general, the military wants to leverage commercial products, said Michaels, but managing the commercial off-the-shelf (COTS) vs. custom decision requires careful thought. "How," for example, "do you support long-term military programs with rapid-turnover commercial products?"

### The Technology Program

The Manufacturing Technology Conference at Display Works, sponsored by the Society for Information Display, kicked off with three



**Fig. 4:** Planar introduced its new ColorBrite™ AMLCD family. Left to right: 12.2-in. SVGA, 10.4-in. VGA, and 5.5-in. quarter-VGA.

Planar

closely coupled keynote addresses. All three speakers discussed the lessons learned from starting a display company. James McGroddy of IBM discussed the creation of DTI – the highly successful IBM-Toshiba joint display-manufacturing venture – and he discussed it in surprising detail. A significant contribution to DTI's success was the care taken in dealing with cultural differences.

Charlie Hoke discussed the development of a free-standing display company, and drew an analogy between the human body and his LCD company, Standish Industries. Finance is the heart, said Hoke, without which nothing else can survive.

Malcolm Thompson, President and CEO of dpiX, discussed the lessons learned from spinning off his company from Xerox. The Xerox new-venture model gives employees an equity stake in the new company, and also provides the option of reabsorbing the company as a Xerox operating unit if that makes sense in the future. If the company is reabsorbed, the employee-stakeholders continue to receive equity-based compensation, much as if the company had stayed independent.

The Rugged Display Roundtable, new this year, provided the organizers with a substantial surprise, said Roger Ellis of FED Corp.,

the Conference Chair. "We expected 20 people on Tuesday evening," said Ellis, "and we got over 200. It was a very lively, interactive session, and after the scheduled 2 hours people broke up into smaller groups and talked for an hour more!"

At the roundtable were DoD representatives, integrators such as SAIC and Kaiser, and suppliers such as dpiX and OIS. One of the most lively topics of conversation related to just how far COTS can be pushed, and when it is necessary to design a custom part.

Next year, the organizers will build on the roundtable's success and expand it into a full-fledged technical session under the chairmanship of Ellis and Rex Tapp of OIS.

An associated event on Thursday morning was the Large Display Integrators Forum sponsored by Fujitsu Microelectronics, which drew 58 people. Panelists Burt Hashizume of Pixel Vision, Stewart Hough of Fujitsu, Chuck Branch of SAIC, Peter Marcus of Quadriton Flatscreen Technologies, and Tim Shea of Pixelink discussed target markets, product features, power consumption, packaging, performance, lifetime, pricing, customer acceptance, and distribution. Marcus announced the imminent introduction of Quadriton FlatScreen™ Television (QFTV)



## conference/show report

with a Fujitsu plasma panel at New York's upscale Hammacher Schlemmer department store. Quadriton's limited Signature Series, which is exclusive to Hammacher Schlemmer, includes tuner, speakers, and special stainless-steel case. The 21-in. model (Fig. 1) will retail for \$15,000, the 42-in. model for \$25,000. A 42-in. model for more general distribution will carry an MSRP of \$16,000-plus, depending on options and features. Quadriton's plasma television set is the first to be available through retail channels.

### Onto the Show Floor

There were 152 exhibitors occupying 197 booths (up from 192 in 1996). The show had more exhibitors overall but fewer display manufacturers, so the character was more that of a manufacturing show than a vertical one. There were 1840 attendees, but after Tuesday morning traffic often looked light. Nonetheless, most exhibitors reported being at least reasonably content with the number of high-quality contacts.

Many of the display makers who exhibited at the "Display Fireworks" exhibit in the lobby or on the main exhibit floor were showing large displays. (See the accompanying article, "Big Screens at Display Works 97," by Alan Sobel.)

On the relatively small display front, *NEC* introduced a 10.4-in. 262,000-color 180-nit VGA display using the Super Fine Technology™ (SFT) used in its 20.1-in. display with very wide viewing angle. The unit is intended for industrial control, instrumentation, and medical applications. Said NEC's Omid Milani: "NEC is reinforcing its commitment to the 10.4-in. market by introducing the latest technology in that size."

NEC will have its third-generation fab installed in July, and expects to have its fourth-generation fab operating about 2 years after that. The probable fourth-generation size is 900 × 950 mm, which will permit four-up fabrication of 20.1-in. displays, said Milani.

*PC Video Conversion* introduced its VIDisplay 640 interface that accepts composite (NTSC, PAL, and SECAM) and Y/C (S-VHS) inputs and shows them as high-quality video on LCD panels (Fig. 2). Interface boards are currently available for FPD Corp., Toshiba, Sharp, and Goldstar VGA panels; \$995 each, \$600 each in lots of 1000. A complete devel-

opment kit, including an AMLCD, is available for \$2995.

*MRS Technology* was happily announcing the sale of a 5200HR PanelPrinter to a non-display customer, SciTex Digital Printing, which will use it to make the print-head orifices for its commercial-quality ink-jet printers. Now that the DARPA contract funding development of the new-technology Model 7000 PanelPrinter has expired, MRS has reduced the pace of 7000 development and is applying the fruits of 7000 R&D to the current line. The benefits will include increased throughput and the accommodation of larger substrates, said Mark Lucas, VP of product marketing. Lucas feels MRS will now be able to pick up the sales they need in the U.S., and expects to benefit from Taiwanese and Korean ramp-ups.

*Photon Dynamics* is happy with the sales of its in-line panel inspection and repair equipment, mostly to Asia. Eighty percent of last year's sales were to Korea and Japan; it will be 90% this year. "The aggressive Korean expansion will continue," said VP Alan Nolet. "The key to continued success in the Asian market is to provide stellar support in an acceptable cultural fashion: Give it to them in *their* culture; don't force them to negotiate yours." Nolet was excited about Photon's new blended laser beam that permits, for example, one-step repair of an integrated stack.

Nolet wondered aloud why, "in the face of a shortage of supply [of AMLCDs], prices are going down," and buttonholed Rick Knox, Compaq's manager of portable technology, for an analysis. Said Knox: "All manufacturers forward-priced in anticipation of yield improvements, etc., that didn't quite materialize. Prices will now firm up."

New exhibitor *Luxell* of Mississauga, Ontario, Canada, was showing its good-looking new sunlight-readable military/industrial/aerospace monochrome TFEL displays, which feature a proprietary internal "black layer" internal interference structure for suppressing reflections without external filters (Fig. 3). The structure was developed in collaboration with the National Research Council of Canada (NRC). The company has received a development contract from Lockheed Martin for an avionics data-entry panel using the display, and expects to win a \$3 million (Canadian) initial production contract when development

is complete, said CEO Brian Kennedy. The company will be working with the NRC on developing color organic EL displays.

*Westaim* of Fort Saskatchewan in Alberta, Canada, was showing the good-looking thick-dielectric EL (TDEL) alphanumeric modules first shown at EID/EuroDisplay last fall. It is tempting to think of Canada as becoming "EL North," even though Fort Saskatchewan and Mississauga are separated by 1500 miles and cultures that are as different as Denver's and Boston's. Still ...

*Sharp* was showing their 40-in. tiled SVGA AMLCD described by Alan Sobel, but senior applications engineer David Blass also wanted to talk about 15-, 17.7-, and XGA 21-in. passive displays. The 15- and 17.7-in. displays are "being positioned as low-cost monitor solutions," and have faster response than previous STN displays. Currently, there is a choice of 100-ms response with a 35:1 contrast ratio (CR) or a 300-ms response with a 50:1 (CR). By fall, there will be a 150-ms unit with 45:1 CR, and wide-angle viewing will be available in Q4. Sharp, said Blass, feels that a large segment of the monitor market needs low price more than it needs the best possible performance.

*TMA* was showing Liquid 1.2, its soup-to-nuts LCD-simulation software and revealing its plans to introduce version 1.3 by March. Autronic-Melchers showed its new DIMOS LCD Workbench and Toolset for LCD simulation and optimization under Windows 95 or NT. The package now includes a pretilt-angle evaluation system.

*Progressive System Technologies (PST)* was showing its "PST generation 2 cassette designed to USDC specifications." The cassette reduces the sag of third-generation (650 × 550 mm) plates from as much as 11 mm to about 1 mm by supporting the plates closer to their centers, and USDC regards it as a significant advance in substrate handling. Andrew Bushong, a PST marketing and sales executive, said there is substantial interest in the new cassettes from a variety of sources, including Korea. PST's sales more than doubled from 1995 to 1996, with sales split about 50-50 between the U.S. and Asia. PST's sales are also split between the semiconductor and FPD industries, which provides increased stability, Bushong says.

*SI Diamond*'s original 1994 plans to make laptop FEDs using emitting films of diamond-



# The Smart Choice in Multi-Function Video Generators

## ASTRO VG-823

Dot Clock to 250 MHz

Horizontal Scan to  
255KHz

Operated directly from a  
PC or with "Remote"  
Frontpanels

Compact/High  
Performance

256 Levels at all  
Frequencies



If you want a very flexible Video Generator, the Astro VG-823 is a high performance, lightweight and compact unit that offers the capability to test any high resolution display system up to 1600x1280 at high refresh rates.

With a RB-649 controller it's a bench top video generator. With the RB-614C Remote Box it's perfect for the manufacturing area and it can easily be programmed and operated from a PC via RS-232C—that's true multi functionality.

Make the *Smart Choice...*

Contact TEAM.

Call 1-800-338-1981 or visit us at  
<http://www.team-systems.com>

**TEAM**  
systems

"Test And Measurement Technology"

Circle no. 86

See Us at SID '97 Booth 525/527

like carbon (DLC) within 3 years has proved overly ambitious. The company has regrouped under new management and demonstrated DLC FED lamps for outdoor displays at Display Works. The flat lamps were mounted at the tops of vacuum tubes, with the entire assembly looking remarkably like the old "magic eye" tuning indicators of the 1930s. These tubes were used because they are standard packages, said SI Diamond representatives, and will be replaced with flatter vacuum packages as product development proceeds. The lamps operate at 10 kV, with the green lamps producing 11,000 fL at 28 lm/W, red producing 2000 fL, and blue producing 5000 fL. Standard TV phosphors are used.

OIS was showing its 5 × 5-in. and 6¼ × 6¼-in. aerospace AMLCD modules with 64 gray levels. The 6¼-in. module has been designed into the Apache helicopter.

Quantum Data has introduced a 150-MHz video generator on a PC plug-in card for \$1995. For more information, try [www.quantumdata.com](http://www.quantumdata.com). TEAM Systems showed its new ASTRO VG-823 analog signal generator, "which offers a pixel frequency of 250 MHz that is compatible with tomorrow's 1600 × 1280 monitors," said TEAM's George Stoepel. TEAM, too, has a PC-based video generator and a Website. Theirs is at [www.team-systems.com](http://www.team-systems.com).

MDC Vacuum Corp. was showing its impressive selection of vacuum products, fittings, and widgets for the semiconductor and UHV industries.

Virtual i-O's Virtual i-glasses was demonstrating its low-cost 3-D HMDs in the Display Fireworks show in the Convention Center lobby. This is the product that won Information Display's 1997 Display Product of the Year Award Honorable Mention. Lots of interest—and surprise at how good 180,000 pixels can look.

At the booth of the FPD repair firm Man & Machine, Bruce Davis said the steadily increasing interest in AMLCD repair now seems to be extending to "the military/rugged-display side."

Planar Systems introduced its new family of ColorBrite™ AMLCDs for medical, industrial, and transportation applications (Fig. 4). The company will back the displays—which range from 5.5 in. ¼-VGA to 12.1 in. XGA—with a secure and reliable source of supply,

customization services, and attentive customer support, said Curt Stevens, GM of Planar's Display Components Group.

Lam Research happily announced \$10 million worth of new orders from Motorola and other companies for its Continuum™ plasma etch system. They had recently sold a system to FED developer Candescend. Lam's market is primarily in the U.S. now, but Lam President Way Tu expects that the company's market will soon be dominated by Asian companies. Tu expects to sell between 6 and 10 units in 1997 and between 18 and 30 units in 1998. Tu feels the scalability of Lam's technology—which permits convenient expansion to 600 × 720-mm substrates—is a big advantage.

dpiX introduced its Eagle-5 5 × 5-in. avionics display, which incorporates the quad-green subpixel pattern that produces sharper monochrome FLIR imagery. Also on display were the impressive 7-Mpixel 282-dpi 13.5-in. gray-scale monochrome display and its 1536 × 1120-pixel 4096-color cousin.

### Wrap-up

Display Works 97 was a very rich—sometimes confusingly rich—event, consisting of contributions from its three sponsoring organizations: the Society for Information Display (SID), SEMI, and the United States Display Consortium (USDC). But the event's richness and special character depend on these three sources, according to technology conference chair Roger Ellis: "Display manufacturing is, after all, the bringing together of business and technology." SID provides the manufacturing-technology content and know-how about running a high-quality technical conference. SEMI contributes its infrastructure and close relationship with the semiconductor manufacturing-equipment community. And USDC contributes its special relationship with the display-manufacturing business and investment communities.

These interwoven threads are apparent to the organizers, said Ellis, but need to be made more obvious to attendees. As a result, the business and technology conferences, as well as the exhibits, will be more tightly focused on the "technology of display manufacturing," and "our view of manufacturing will broaden to include the manufacture of modules and display subsystems as well as panels," said Ellis. ■



See your design  
through  
our eyes.

vga  
high res  
color



lighter  
brighter  
faster

#### Introducing the new Displaytech "Eye."

Your innovative new product needs a full-color miniaturized display. It needs an eye. Displaytech's color VGA monitor fits in the palm of your hand.

And it's ready to ship today, for your most challenging application. See how our simple design makes the ChronoColor™ Miniature Display lighter, brighter and faster — with more color and power efficiency than any other option. And did we mention? It's available today.

See the difference at SID and [www.displaytech.com](http://www.displaytech.com).  
E-mail to [sales@displaytech.com](mailto:sales@displaytech.com). Or call 800.397.8124.



DISPLAYTECH  
we've  
got  
eyes  
for  
you.



# Creating the Future of Information Display Technology with High Tech Glass

The proliferation of personal computers, word processors, facsimiles, camcorders and color liquid crystal display (LCD) TV's has produced increasing demand for precision thin sheet glass. In the LCD market the challenge has been to reduce the weight of displays for easier portability.

Presently NEG manufactures thin sheet glass (0.05mm to 1.1mm thickness). Employing a unique redrawing method, NEG glass is used in many electronic parts and devices that demand high quality.

Send for our colorful brochure, then call, fax or write us for full details on how we can help you enter the information age.



**Nippon Electric Glass America, Inc.**

650 East Devon, Suite 110, Itasca, IL 60143-1251 TEL: 630/285-8500 FAX: 630/285-8510



**Nippon Electric Glass Co., Ltd.**

1-14, Miyahara 4-chome, Yodogawa-ku, Osaka 532, Japan.  
Phone (Intl): 81-6-399-2711. Telex: 523-3885 NEGLAS J. Fax (Intl): 81-6-399-2731

Cover Glass for image sensors (CCD)

Circle no. 88

Ultra thin sheet glass  
for image sensors (Thickness: 50µm)

Circle no. 89

Circle no. 90

Borosilicate glass substrate  
(BLC) for STN-type and TN-type LCD's

Micro Rods - Used as spacers in liquid crystal cells

Circle no. 91

QA-2 glass substrate for active-matrix  
liquid crystal displays, contact-type image sensors  
and electro-luminescent displays.

Circle no. 92

See Us at SID '97 Booth 809/811



# Phosphors for Next-Generation Displays

*FEDs, PDPs, CRTs, and EL all depend on phosphors – and the ones we have now are often not good enough.*

by William K. Bohannon

**T**HE SECOND ANNUAL International Conference on the Science and Technology of Display Phosphors was held at the Hyatt Islandia Hotel, San Diego, California, November 18–20, 1996 – unfortunately, the same week as the Las Vegas COMDEX, where the latest display devices using phosphors are shown.

The three-day phosphor conference was sponsored by the Phosphor Technology Center of Excellence (PTCOE), the Defense Advanced Research Projects Agency (DARPA), and the Society for Information Display (SID). This unique academic gathering was organized to discuss recent activities and future prospects for the phosphors used in electroluminescent (EL) displays, field-emission displays (FEDs), CRTs, and plasma displays, as well as in other devices, such as photoluminescent devices and EL devices for printer applications.

Almost 250 people – about one-half of them from outside the U.S. – attended the conference. In addition to listening to some very interesting tutorial and research papers, the attendees found time to explore some of the many tourist activities, such as a San Diego harbor dinner cruise – the conference's special event.

Wine and cheese was served as an inducement to linger over technical conversations at

*William K. Bohannon is Chief Scientist at Manx Research, a display technology and marketing consultancy located at 2060 Ridgecrest Place, Escondido, CA 92025; telephone 619/735-9678, fax 619/735-8987. He is the author of a series of reports on LC projection systems and the Japanese display industry.*

the poster session, so this event also combined business and pleasure.

Papers were presented that covered new phosphors; aspects of phosphor growth and synthesis; the characterization of phosphor structural, electrical, photoconductive, and optical properties; and process and surface-mechanical issues. In addition, papers covering the mechanisms of saturation, relaxation, and degradation were presented, along with papers covering material modeling and device parameters.

The conference was organized in a single track, with each session devoted to a particu-

lar topic or technology area. The morning of the first day featured a plenary session that presented a broad view of the field. The afternoon consisted of a "New Phosphor Developments" session and a Late-News Paper session, followed by the harbor dinner cruise.

The second day offered sessions devoted to EL phosphor mechanisms, devices, and materials. A poster session that was held in the evening was organized into four groups: plasma, organic EL materials, EL materials and devices, and FED phosphors.

The last day consisted of sessions devoted to FED phosphors: low-voltage properties,



*The Second Annual International Conference on the Science and Technology of Display Phosphors was held at the Hyatt Islandia Hotel on San Diego's Mission Bay.*



thin films, phosphor synthesis, and phosphor surfaces and coatings.

### The First Day

The conference was opened by the Conference Chair, Christopher J. Summers, of the PTCOE and the Georgia Institute of Technology. Summers was followed by Bruce Gnade, the new program manager for High Definition Display System Engineering at DARPA, who gave an overview of PTCOE, its funding, and its activities. Gnade described how each year PTCOE has funded - with DARPA funds - 30-40 programs, professors, and studies directed towards phosphor research connected with industry needs.

The connection between PTCOE and these studies became clear during the conference as many of the presenters gave credit and recognition to PTCOE for support and assistance. Gnade also described the PTCOE-compiled database of FED phosphors and their characteristics. However, this database is only available to the institutional and associate members of PTCOE, who pay fees of \$10,000 and \$5000, respectively.

In the plenary session, William W. Beers of GE Lighting gave an overview presentation entitled "Fundamentals of Luminescence and New Plasma Phosphors." Dr. Beers described some of the results his team has achieved in its "arduous" effort to discover more-efficient materials. Next, Richard Tuenge of Planar Systems presented "Active-Matrix Electroluminescence and Color EL Displays." According to Tuenge, Planar has produced exciting miniature EL displays with 1000-lpi resolution that are suitable for head-mounted applications. But the development of full-color EL displays has been hindered by the lack of a blue phosphor with sufficient brightness and luminous efficiency.

At earlier conferences, Planar had shown a full-color EL display made with a filtered "white" phosphor. Tuenge described how pure blue emission without filtering has been demonstrated for cerium-activated thiogallate phosphors - but without the luminous efficiency required for commercial applications. AMEL devices need still higher blue-phosphor efficiencies and/or improved blue emission in the broadband phosphors used for the color-filter approach.

In "Organic Electroluminescent Materials and Devices," C. W. Tang of the Eastman

Kodak Co. reported on some very exciting results for full-color thin-film organic EL materials that are "quite respectable" for display applications. Tang described a blue EL phosphor that has 2-lm/W optical efficiency and a long lifetime when made with an evaporated multi-layer structure.

A high-efficiency red-orange phosphor was also discussed by Tang, as were materials that produce other colors. One of the key items he described was the "tunable" nature of thin-film organic EL materials, where slight changes in the dopant-host combination can produce a wide range of visible colors.

Homer Autoniadis from Hewlett-Packard Laboratories gave a paper entitled "Inorganic versus Organic LED Displays." Organic LEDs (OLEDs) have great promise in allowing the creation of large, flexible, high-information-content (HIC) displays. One of the barriers that must be overcome, however, is the issue of drive electronics and their voltage-current requirements vs. OLED pixel density. Autoniadis discussed the goal of reducing the drive-voltage requirement to a level compatible with low-cost CMOS circuits.

Robert Meyer from CEA-LETI presented "Recent Advances in FEDs." Although FEDs have been the hope for the next "great" flat-panel-display technology, there are many difficulties to overcome before any real advances in the technology can be achieved. Meyer described the LETI-PixTech display work and stated that, given some recent improvements in FED performance levels, FEDs are now suitable for many small-size display applications. However, this commentator finds it hard to see a commercially viable niche given the vast quantity of cheap LCD-based displays that are available today - a hurdle also faced by other display technologies that would like a piece of the flat-panel pie.

The plenary session illustrated both the technical excellence the many distinguished speakers brought to the conference and their research perspective. Even though the conference and the PTCOE were established to promote phosphor research connected with the industry, only a few device or display manufacturers were in attendance. Perhaps the manufacturers' representatives had schedule conflicts, particularly with COMDEX. But some speakers complained privately that the phosphor materials they developed and spoke about had been tested by display manufactur-

ers - but that these test results had not been shared or disclosed. The presenters were therefore in the position of announcing the results of their process and materials research and hoping that display manufacturers would hear and use the results, but whether or not they were listening is another question.

In this commentator's opinion, the continuing success of the phosphor conference depends upon the acceptance of the phosphor research community into the mainstream of the display development and manufacturing industry. The necessary acceptance by the display industry needs to be nurtured by the conference's organization committee in the same fashion that the conference committees for the big SID International Symposium have nurtured researcher-industry interaction and acceptance of the research side by other segments of the display community.

The sessions devoted to new phosphor developments and late news contained some interesting papers, such as "New Concepts for VUV Phosphors with High Quantum Efficiency," given by H. Donker and his colleagues, which described increased quantum efficiency in plasma-display phosphors through quantum cutting. Another paper, presented by Vaddi Butchi Reddy from Osram, showed the advantage of using layered phosphor structures called intercalation compounds.

A paper presented by T. Hisamune from Kasei Optronix showed that the utilization of  $Ba_{0.6}Al_2O_3:Mn$  can give plasma displays a much better green color without sacrificing brightness. In "A New Material for Thin-Film Low-Voltage Blue Phosphors," a group from Rochester, New York, described thin films of  $Ta_2Zn_3O_8$  made by incorporating Ta (or other metal ions) in ZnO films. This material showed a good low-voltage cathodoluminescence response peaking at 400 nm. The authors feel that these materials will offer tremendous potential for low-voltage FED applications.

Mark Phillips from Sandia National Laboratories reported on his team's method of creating good low-voltage phosphors by using quantum-confined semiconductor intercalates. These quantum-confined structures are clusters of 5-8 atoms arranged in extended networks within host oxide lattices. These extremely small structures exhibit luminescence characteristics that differ markedly



## conference report

from the bulk material. According to the Sandia team, one of the most remarkable results is that both the CL and PL excitation of  $\text{Sr}_4\text{S}(\text{AlO}_2)_6$  yielded deep-blue emission.

### The Second Day

The fact that more than 26 papers were given on EL phosphors and devices is a clear indication of the continuing popularity of EL displays among the scientific community. Perhaps this is also an indication of how interesting EL phosphor work can be, rather than how rewarding or commercially successful EL displays are today. But given the recent advances in EL materials, particularly the organic versions, commercial success may be near. There is not enough space to give every EL paper a substantial review, but here are a few.

"Electroluminescent Edge-Emitter Technologies," a very interesting invited paper given by Gerd O. Mueller of Hewlett-Packard, described the construction of an EL edge emitter using principles usually reserved for laser diodes, work that has applications to high-speed high-resolution printers.

According to another interesting paper, "Time-Resolved Electro-Optical Characterization of  $\text{ZnS:Mn}$  in the AC Thick-Dielectric EL Device," presented by P. Bailey from the Westaim Corp. in Fort Saskatchewan, Canada, glass-substrate TFEL devices experience problems during high-temperature fabrication and also have the potential for catastrophic breakdown of the thin-film insulators. Westaim researchers have solved these problems by using ceramic substrates along with a special composite thick-film dielectric layer.

In "Microcavity Effects in Thin-Film Electroluminescence," Regina Mueller-Mach reported on work done by her team at Hewlett-Packard Laboratories. This paper, like the one presented by Gerd O. Mueller, appeared to combine EL phenomena with laser-diode construction, but instead of using an edge-emitter technique Mueller-Mach's team used a vertical-cavity construction. Just like vertical-cavity lasers, the EL device's emission beam profile was narrowed in the micro-cavity EL devices (MICELs). The narrow beam allows for more-efficient optical coupling with printers or other optical systems.

"Ga-Rich  $\text{CaGaS:Ce}$  as a New Blue Electroluminescent Phosphor," by A. Kato and his

associates from the Denso Corporation's Research Laboratories in Aichi, Japan, reported on efforts to advance full-color EL display technology. The Denso team's goal was to develop a bright blue EL phosphor. Ga-rich  $\text{CaGaS:Ce}$  thin films, where the Ga/Ca ratio was between 2.5 and 4, were grown by MOCVD. The new film emitted a deeper blue than ordinary films, with a luminance of  $2 \text{ cd/m}^2$  at 40 V.

Among the other good EL papers were "Local Ce Environments and Their Effects on Optical Properties of  $\text{SrS}$  and  $\text{SrGa}_2\text{S}_4$  Phosphors," by W. L. Warren and his colleagues at Sandia National Laboratories, and "Growth Kinetics and Characterization of  $\text{SrGa}_2\text{S}_4$  Films Prepared by Deposition from Binary Vapors," by a team from Tottori University in Japan.

### The Third Day

There were fewer papers presented on FED phosphors than on EL phosphors - and less than the number given last year. But there were still many interesting FED developments reported.

Aron Vecht's invited paper "New Low-Voltage Phosphors" summarized the specific FED phosphor requirements pertaining to the three main voltage regimes: 0-300, 300-3000, and over 3000 V. Then he further divided the phosphors for both powdered and thin-film FED devices into two categories: oxides and sulfides. In the oxide group, Vecht and his associates have studied the yttrium-oxide/niobium-oxide system using bismuth dopants to create a blue FED phosphor with an efficiency greater than 0.5 lm/W. In the sulfide group, Vecht's team has investigated europium-activated strontium gallium sulfide for a high-efficiency green and a barium zinc sulfide phosphor doped with manganese for red. In conversation, Vecht stated that if even a fraction of the money spent on producing LCDs could be directed towards FED phosphor research, then the FED could become a commercially viable display. Without that kind of commitment, Vecht said, it might take so long to develop FEDs that they will not be able to overcome the market momentum of other display technologies.

In "Low-Voltage Properties of  $\text{Y}_2\text{O}_3:\text{Eu}$  FED Phosphors," a team from PTCOE studied the red europium-doped phosphor under a range of europium concentrations to identify

the factors affecting luminous efficiency, saturation, and other characteristics.

Additional interesting papers were:

- "The Efficiency of Green Cathodoluminescence in  $\text{ZnO}$  at Low Electron Energies" by a team from Sandia National Laboratories and the University of Greenwich
- "New Phosphors in the  $\text{SrS-Sc}_2\text{S}_3$  System Doped by Europium" by a team from the National Academy of Science of Ukraine and the University of Florida
- "Synthesis of CRT/FED Phosphors" by a team composed of people from Toshiba and the Neutren Company in Japan.

The Third Annual International Conference on the Science and Technology of Display Phosphors will be held November 3-5, 1997, in Huntington Beach, California. That conference is likely to be as large and as lively as this one, but I hope we see more application papers from device manufacturers. This would demonstrate that researchers and industry people are working together to create the next generation of displays. More important, it would bring us that new generation of displays more quickly. ■

# 3

**97**

## NOVEMBER


*Third International Conference on the Science and Technology of Display Phosphors*

HUNTINGTON BEACH, CALIFORNIA  
NOVEMBER 3 - 5, 1997

- An international conference on the future prospects of phosphors for:
  - ELDs - FEDs
  - CRTs - Plasma Displays
  - PL Devices - LC Backlights

Please send new product releases or news items to Joan Gorman, Departments Editor, Information Display, c/o Palisades Institute for Research Services, Inc., 201 Varick Street, New York, NY 10014.





**A**ir and ground forces around the globe depend on Brimar technology for capability and survival.

It's been that way ever since Brimar developed the world's first head-up and helmet-mounted tubes.

And because all Brimar CRTs are designed and built entirely in-house, they're backed by total on-site quality control. That means complete reassurance in fields as diverse as military and civil aviation, photography, telecine and medicine.

And promises absolute confidence—indoors *and* out.



**Brimar Limited**

Viewed as the finest in the world

# Brimar CRTs - built in-house for the great outdoors

Brimar Ltd., Greenside Way, Middleton, Manchester M24 1SN, England. International Telephone: +44 161 681 7072 Fax: +44 161 682 3818.  
Brimar Inc., 25358 Avenue Stanford, Valencia, California 91355 - 1214 USA. Telephone: (805) 295 5770 Fax: (805) 295 5087


See Us at SID '97 Booth 705

Circle no. 93


## Stable, High Resolution Probing

The Leader in Semiconductor Probing now offers a Flat Panel solution; Model 2250.

- Built-in Vibration Isolation Table.
- Large area 15" x 24" microscope movement range.
- Independently positionable platens with manipulator "track drive" for maximum flexibility.
- Fast pull out chuck for easy load and unload.



*Track driven  
manipulators  
with lock downs*



*14" x 14" panels standard, larger available*

Choose standard vacuum or magnetic base manipulators. Manipulator driven link arms support:

- Probe Cards
- Microwave Probe Heads

Phone: 702-882-2400 • Fax: 702-882-7694  
Visit our web site: [www.micromanipulator.com](http://www.micromanipulator.com)

**M M** THE  
**MICROMANIPULATOR**  
COMPANY, INC.

See Us at SID '97 Booth 1033

Circle no. 94





## Any way you look at it, 3M™ DBEF improves display brightness.

The benefits of 3M Dual Brightness Enhancement Film (DBEF) are truly *dual*. It not only boosts display brightness up to 60%, but it does so over the entire LCD viewing range.



Enhanced  
screen  
brightness

With DBEF, you can increase your screen brightness OR translate the brightness into power savings. And by saving power you not only get more time

between battery charges, but longer lamp life as well.

What is 3M DBEF? It's actually a thin film reflective polarizer that's placed right behind your LCD. It adds virtually no weight or thickness to the display, yet it's amazingly effective at recycling light otherwise lost to absorption. The wide angle brightness provided by DBEF is perfect for multi-viewer LCD applications such as



Increased  
power  
efficiency



Wide viewing angle

monitors, TVs, instrumentation and multi-media notebook computers.

For more information on 3M Dual Brightness

Enhancement Film — or any of our other 3M™ Optical Enhancement Films — call us at 1-800-328-7098, ext. 1. Any way you look at it, your displays will be better.



# RECYCLING AT THE HIGHEST LEVEL




## E-3

### AIRBORNE WARNING AND CONTROL SYSTEM

Recycling in high places has taken Video Display Corporation on board the Airborne Warning and Control System (AWACS) aircraft to recycle the CRT's in the Situation Display Consoles (SDC)!

- Environmentally Friendly
- Expertly Engineered
- Economically Efficient
- Exceptional Electron Optics




RECYCLING CRT's INTO GLASS PELLETS IS EXPENSIVE. VIDEO DISPLAY RECYCLES GLASS BACK INTO NEW CRT's. THAT'S COST EFFECTIVE!

FOR THE RIGHT ANSWERS  
CALL 1-800-241-5005



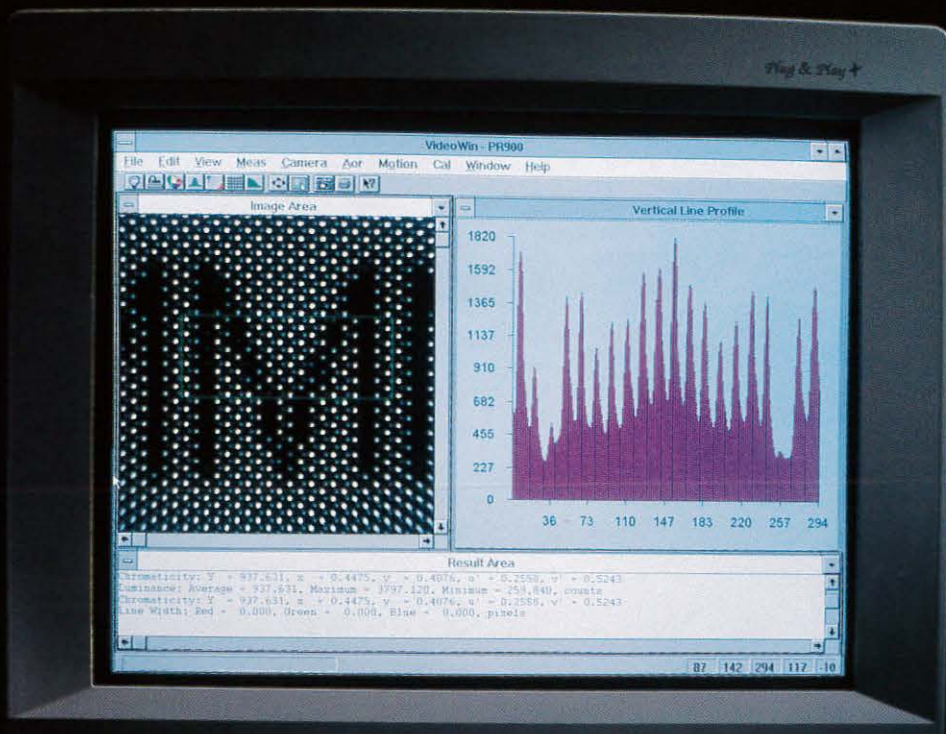
## VIDEO DISPLAY CORPORATION

1868 Tucker Industrial Dr., Tucker, GA 30084 USA  
(770) 938-2080 • FAX (770) 493-3903 • 800-241-5005





# The Total Solution to Accurate CRT/FPD Measurement.



**PR-900**



**PR-880**



**PR-650**

For more than 50 years Photo Research Inc. has provided solutions to measurement needs in all sectors of the information display industry. We are acknowledged experts for NIST traceable measurements of CRT's, LCD's, FPD's, LED and Night Vision displays.

If lack of versatility and low light sensitivity for luminance measurements is the problem, the PR-880 fully automated photometer is the solution. Using through-the-lens Pritchard optics, the PR-880 makes accurate, automatic measurements of displays – just push a button!


If color is the question, the PR-650 SpectraColorimeter is the answer. The only true hand-held spectroradiometer in the world, the PR-650 measures displays spectrally, guaranteeing precise color results regardless of the spectral signature of the source.

Combining state-of-the-art CCD technology and Photo Research's proven measurement expertise, the PR-900 Video Photometer is the industry standard for testing for compliance to the ISO's demanding ergonomic requirements. The PR-900 is the instrument of choice whenever accurate photometric and spatial measurements of displays are a must.

Call us today for a free full color CIE chromaticity diagram!

See Us at SID '97 Booth 505/509

*“The Industry Standard for Display Measurements.”*



**PHOTO RESEARCH, INC.**

9330 DeSoto Avenue  
Chatsworth, CA 91311-4926 USA  
Telephone: 818/341-5151 • Fax: 818/341-7070  
<http://www.photoresearch.com>

Circle no. 97



# Backlight Inverter Squeezes Up To 38% More Nits From Every Watt.



Ideal for 12.1" panels\*

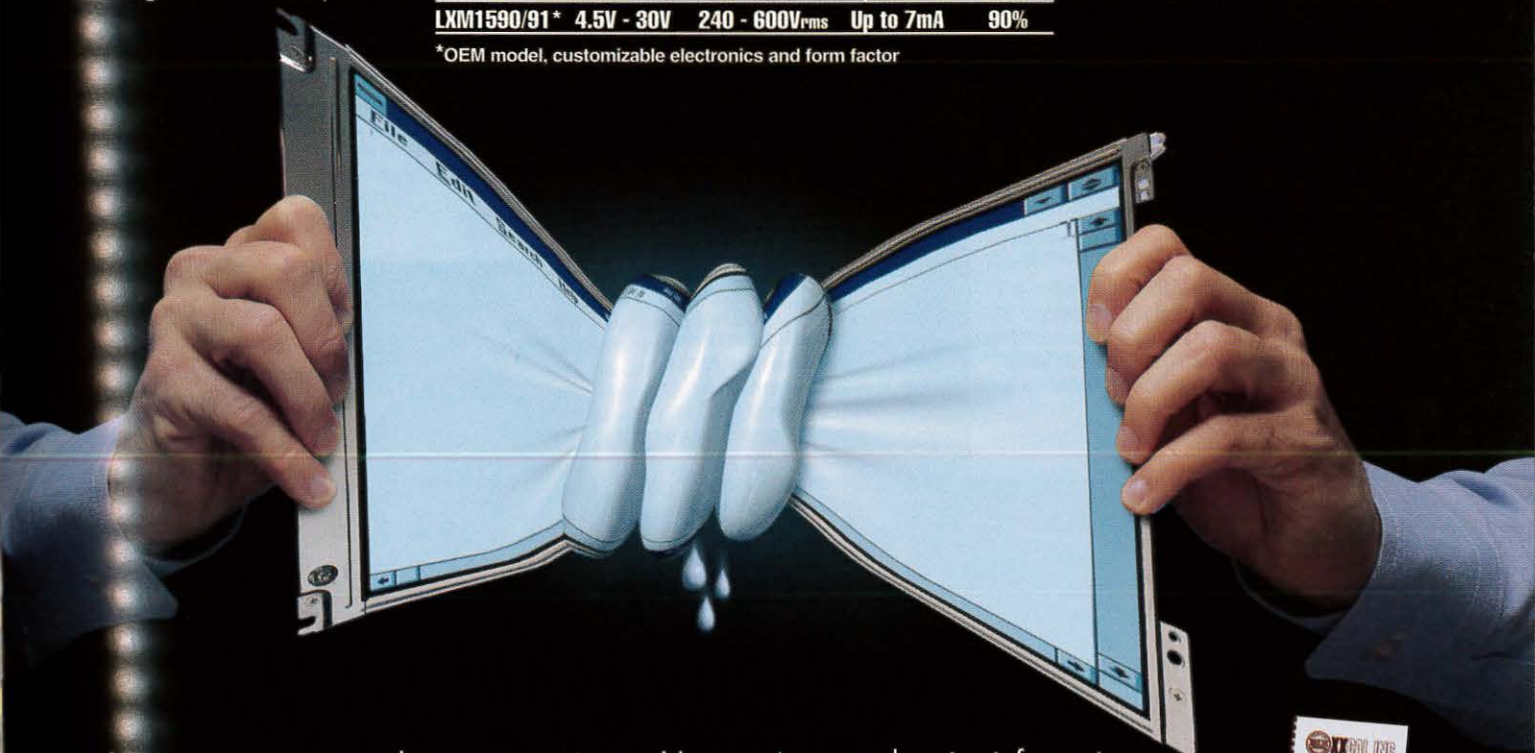


- Low profile, single-sided PCB only 8mm high
- Jitter-free dimming
- Single analog dimming control input, 0 to 2.5 volts
- Logic controlled sleep mode

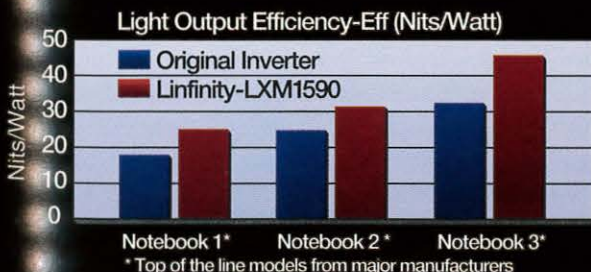
Part No.	V <sub>IN</sub>	V <sub>LAMP</sub>	I <sub>LAMP</sub>	Efficiency
LXM1596	7.0V - 30V	240 - 600V <sub>rms</sub>	Up to 7mA	90%
LXM1597	4.5V - 6.5V	240 - 600V <sub>rms</sub>	Up to 7mA	90%
LXM1590/91*	4.5V - 30V	240 - 600V <sub>rms</sub>	Up to 7mA	90%

\*OEM model, customizable electronics and form factor

- Patent pending CS-ZVS technology provides high-efficiency and low noise
- Over voltage, short circuit and over temperature protection
- Floating or grounded output



Less power in — more lumens out. Watt could be better! XXCAL tested 3 top notebooks using the original backlight inverter and Linfinity's LXM1590. Here are the results.



A comprehensive information package including data sheets, technical papers and an XXCAL report summary is available now. Just call, fax or write: Linfinity Microelectronics, 11861 Western Avenue, Garden Grove, CA 92841 714-898-8121, Fax: 714-372-3566



**LINFINITY**  
MICROELECTRONICS

Visit our Web site <http://www.linfinity.com>



New '96-'97 DataBook—Call Today

ACI Electronics 800-645-4955, All American 800-573-ASAP, Bell Industries 800-BUY-BELL, FAI Electronics 800-677-8899, Falcon Electronics 800-444-4744, Future Electronics 800-388-8731, Jaco Electronics 800-989-5226, Jan Devices 818-757-2000, Marsh Electronics 800-558-1238, Zeus Electronics 800-52-HIREL

See Us at SID '97 Booth 819/821

Circle no. 98



# Society for Information Display CONFERENCE

**11 MAY 97**

SID '97  
International Symposium,  
Seminar and Exhibition  
May 11-16, 1997  
Boston, Massachusetts  
Hynes Convention Center

- **SID's MAJOR ANNUAL EVENT**, featuring:
  - Technical Sessions, Poster Session
  - Author Interviews, Evening Panels
  - Short Courses, Application Seminars
  - Technical Seminars, Applications Sessions
  - Product and Technology Exhibits



**22 SEPTEMBER 97**

Flat-Panel Display Strategic  
Forum and Technical Symposium  
with coverage of Vehicle Displays  
September 22-23, 1997  
Ypsilanti, Michigan



**15 SEPTEMBER 97**

International Display  
Research Conference  
September 15-19, 1997  
Toronto, Canada

- An international conference on display research and development aspects of
  - Display Fundamentals, Display Devices
  - Hard Copy & Storage, Input Systems
  - Integrated Devices and Device Applications
  - Multimedia Systems
  - Image and Signal Processing
  - Color Perception, Human Factors



**3 NOVEMBER 97**

Display Phosphors  
November 3-5, 1997  
Huntington Beach

- 3rd annual conference



For Information on SID Conferences, Contact:

Lauren Kinsey  
Society for Information Display  
1526 Brookhollow Drive, Suite 82  
Santa Ana, CA, USA 92705-5421

TEL: 714-545-1526  
FAX: 714-545-1547  
EMAIL: socforinfodisplay@mcimail.com  
WorldWideWeb: <http://www.sid.org>

Since 1961



# Information Display CALENDAR

**17 NOVEMBER 97**

**Color Imaging Conference**  
November 17-20, 1997  
Scottsdale, Arizona

- An international multi-disciplinary forum for dialogue on:
  - Creation and capture of color images
  - Color image reproduction and interchange
  - Color image display
- Co-sponsored with IS&T

**SID**

SOCIETY FOR INFORMATION DISPLAY

**IS&T**

**19 NOVEMBER 97**

**IDW '97**  
November 19-21, 1997  
Nagoya, Japan

- Information Display Workshops
- Invited experts will present talks at workshops on:
  - Emissive Displays
  - Non-Emissive Displays
  - Plasma and EL Displays
- Sponsored by SID/Asia Region, Japan Chapter, IEICEJ, ITEJ

**SID**

SOCIETY FOR INFORMATION DISPLAY

**20 JANUARY 98**

**Display Works '98**  
January 20-22, 1998  
San Jose, California

- An international conference addressing all aspects of Display Manufacturing including:
  - Flat Panel and CRT Manufacturing
  - Display Module and Subsystem Manufacturing
  - Display Ruggedization
  - Display Materials
  - Manufacturing Equipment
  - Cost Reduction and Yield Improvement
  - Industry Forecasts
  - Investor Presentations
  - International Standards

**SID**


SOCIETY FOR INFORMATION DISPLAY

**SID**

SOCIETY FOR INFORMATION DISPLAY



# Thin Film coatings from our new ULVAC SDP300 are unsurpassed ...



ULVAC SDP300

## Just Compare our Quality, Price and Delivery!

Extremely low defect,\* large area coating, in high volume

- ITO Coated Substrates
  - Index Matched ITO (*ITO with AR*)
  - Chrome-Copper-Chrome
  - Black Chrome (*Black Matrix*)
  - Anti-Reflective Coats (*BBAR, etc.*)
- \* (5KLux)

### SPECIAL CUSTOMER SERVICES INCLUDE:

- Volume or Custom Orders
- Glass/Plastic Substrates
- Stock Sheets and . . . a lot more
- Etching & Patterning (*to 2 $\mu$ m*)
- Large Sizes

Quality to Mil I-45208

ALL COATINGS ARE ION-SPUTTERED

# TFD

## THIN FILM DEVICES, INCORPORATED

1180 North Tustin Avenue • Anaheim, CA 92807 • 714/ 630-7127 • Fax: 714/ 630-7119

Circle no. 99



# SID '97 Exhibitors

**Exhibit Hall A/B**

**Tues.: 9:00 am - 6:00 pm**

**Reception: 6:00 pm - 7:30 pm**

**Wed.: 9:00 am - 5:00 pm**

**Thurs.: 9:00 am - 2:00 pm**

**Admission is free with your Symposium, Seminar, or Applications Seminar badge.**

**Exhibits-Only admission: \$10.00**

Adhesives Research  
 Advanced Display Systems  
 Advanced Video Technologies  
 Ad-Vance Magnetics  
 Advance Reproductions Corp.  
 AGI  
 Amuneal Manufacturing Corp.  
 Applied Films Corp.  
 Applied Simulation Technology  
 Applied Technology International  
 Arconium  
 Arcstor Data  
 AST Products  
 Astra Products  
 autronic-Melchers GmbH  
 AVED Display Technologies  
 Balzers Process Systems  
 Balzers Thin Films, Inc.  
 BOC Coating Technology  
 Breault Research Organization  
 Brewer Science  
 Brimar Inc.  
 BriteView Technologies  
 Brookhaven National Laboratory  
 Brooks Automation  
 bvm maskshop  
 CELCO  
 CFM Technologies  
 Chips & Technology  
 Clinton Electronics Corp.  
 Coherent Optics Division  
 ColorLink  
 Courtaulds Performance Films  
 Dark Field Technologies  
 Datalux  
 DCI Inc.  
 Dempa Publications  
 DERA  
 Display Inspection Systems  
 Display Laboratories  
 Displaytech  
 Dolch Computer Systems  
 dpiX, A Xerox Company  
 Earth Computer Technologies  
 Eaton Corp.  
 EDN  
 Edwards High Vacuum Intl.  
 EG&G Electro-Optics  
 ELLDIM

Electronic Designs  
 Electronic Information Displays  
 Electro Plasma  
 Elsevier Science  
 Endicott Research Group  
 Epson America  
 Ergotron  
 Etec Polyscan  
 Exxene Corp.  
 Eyesaver International  
 FAS Technologies  
 Flat Candle Co.  
 Futaba Corp. of America  
 Gamma Scientific  
 General Vacuum  
 Genesis Microchip  
 Gerber Systems Corp.  
 Gerome Manufacturing Co.  
 Hitachi America Ltd.  
 Hoffman Engineering  
 Holographic Lithography Systems  
 Holtronic Technologies Ltd.  
 Hornell Engineering  
 Hp Reid  
 Hughes Lexington  
 Hyundai Electronics America  
 ICIA  
 ILC Technology  
 Image Processing Systems  
 Image Quest Technologies  
 Imaging & Sensing Technology  
 IMT Masken & Teilungen AG  
 Incline  
 Incom  
 Instrument Systems  
 Interface Products  
 InterLingua  
 International Polarizer  
 Interserv Corp.  
 Intevac  
 Ion Systems  
 Ito America  
 Jaco Electronics  
 James Grunder & Associates  
 Kenix Industries  
 Kent Displays  
 Klein Instruments  
 Kopin Corp.  
 Korry Electronics  
 Kurdex  
 Kurt J. Lesker Co.  
 Kyocera Industrial Ceramics  
 Lambda Physik  
 Landmark Technology  
 LCD Lighting  
 LG Electronics  
 LInfinity Microelectronics Inc.  
 Litton Data Systems  
 LMT

Lumitex Inc.  
 Luxell Technologies  
 Man & Machine  
 Marshall Industries  
 Marubeni Specialty Chemicals  
 Matrix Components  
 MBNA Marketing Systems  
 Mecc  
 Meissner & Wurst GmbH & Co.  
 Micromanipulator Co.  
 Microvision  
 MicroVitec PLC  
 Milgray Electronics  
 Millipore  
 Minolta Corp.  
 Mitsubishi Electronics  
 MKS Instruments  
 MRS Technology  
 Nagase California Corp.  
 Nanometrics  
 National Semiconductor  
 NEC  
 Nikon Precision  
 Nippon Electric Glass America  
 Nitto Denko America  
 Noritake  
 OAI  
 OCLI  
 OIS Optical Imaging Systems  
 Olympus America  
 Optis Inc.  
 Opto Sigma  
 Optrex America  
 Optronic Labs  
 Orbotech  
 PC Video Conversion  
 Photon Dynamics  
 Photonics Systems  
 Photo Research  
 Photonics  
 Photonics Spectra  
 Physical Optics Corp.  
 Pilkington Micronics Ltd.  
 Pixel Interconnect  
 PixTech  
 Planar Systems  
 Plasmaco  
 Polaroid Corp.  
 Progressive System Technologies  
 Quantum Data  
 Rantec Microwave & Electronics  
 Raytheon Co.  
 Reflection Technology Inc.  
 Rexam Custom  
 SAGE Inc.  
 Samsung Semiconductor  
 Sanritz Corp.  
 Schott Corp.  
 Seiko Instruments

Sekisui Chemical  
 SEMI  
 Semiconductor Systems  
 Semitool  
 Sencore  
 Sharp Electronics Corp.  
 Shintech  
 SI Diamond/Diamond Tech One  
 Siliscape  
 Solid State Equipment Corp.  
 Solid State Technology  
 Solomon Technology Corp.  
 Sony Electronics  
 Southwall Technologies  
 Stanford Resources  
 Supertex  
 Syntronic Instruments  
 Tamarack Scientific Co.  
 Target Materials  
 Tartan Technical  
 TDK Corporation of America  
 TEAM Systems  
 Techneglas  
 Tekra Advanced Technologies  
 Teledyne Electronic Technologies  
 TELETRAC, Inc.  
 Telic Co.  
 Thin Film Technology  
 Thomas Electronics  
 Thomson Components & Tubes  
 Three Bond U.S.A.  
 Three-Five Systems  
 3M  
 TNP Instruments  
 Toddco General, Inc.  
 Toray Engineering Co. Ltd.  
 Tosoh SMD  
 ULVAC Technologies  
 Uniax Corp.  
 University of Michigan  
 Ushio America  
 VESA  
 Video Display Corp.  
 Video Instruments  
 ViewTek  
 Viratec Thin Films  
 VisPro Corp.  
 VISUS Ltd.  
 Vivid Semiconductor  
 Vivitec Co., Ltd.  
 Wande  
 Westaim Corp.  
 WinTron  
 WPI Electronics  
 Wyle Electronics  
 Xentek  
 XMR



## Products on Display at SID '97

*Some of the products on display at SID's largest exhibition ever are previewed.*

by THE EDITORIAL STAFF

**T**HE SID '97 International Symposium, Seminar & Exhibition will be held at the Hynes Convention Center in Boston, Massachusetts, the week of May 11. For 3 days, May 13-15, leading manufacturers will present the latest displays, display components, and display systems. To give you a preview of the show, we invited the exhibitors to highlight their offerings. The following is based on their responses.

**APPLIED FILMS CORPORATION**  
Boulder, CO 303/581-5444  
Booth 1110

### Sputtering equipment/thin-film coatings

Applied Films will offer a complete line of in-line sputtering equipment and thin-film coatings, including SiO<sub>2</sub> and ITO-coated glass substrates, for the flat-panel-display industry. Their conductive coatings and sputtering systems are presently used for plasma, electroluminescent, field-emission, organic LED, and electrochromic displays, as well as in other markets.



Circle no. 1

**AST PRODUCTS**  
Billerica, MA 508/663-7652  
Booth 1113

### FPD surface-analysis system

AST Products will display the VCA-4000™, an FPD surface-analysis system providing quantitative assessment of surface properties by measuring the tangent angle created at the interface of a liquid and a solid. The system was designed for analyzing the surface of a flat panel during various stages in the processing cycle, such as cleaning, coating-process assessment of HMDS priming, and quality-control checks. The imaging software displays the droplet and automatically calculates the contact angle and droplet properties, which can be analyzed, stored, and printed.



Circle no. 2

**ASTRA PRODUCTS**  
Baldwin, NY 516/223-7500  
Booths 100/101

### Edge-lighting panels

Astra Products will display Clarex® HSOT panels for edge-lighting applications. Highly scattered


optical-transmission (HSOT) panels convert the incident beam to very homogenous illumination, yielding a 50% increase in luminance while eliminating the need for conventional diffuser film or printed dots. HSOT samples for other applications will also be on display.

Circle no. 3

**AVED DISPLAY TECHNOLOGIES**  
Tustin, CA 714/573-5035  
Booth 709

### Multiple-frequency analog controllers

AVED Display Technologies will introduce the AV-ANLG-MS family of multiple-frequency analog controllers that take in analog RGB from any graphics card, workstation, or embedded controller and drive AMLCD panels. The controllers support 3.3-V CMOS, 5.0-V CMOS, 36-bit CMOS, and LVDS panel interfaces, and 640 × 480, 800 × 600, and 1024 × 768 panel resolutions with 16 million colors. Spatial-temporal modulation provides extended gray shades on 18-bit panels. Other features include multiple-frequency operation, plug-and-play compatibility, advanced sync detection, remote video gain control and contrast adjustments, and monitor bypass output.




Circle no. 4



**BALZERS THIN FILMS**  
Golden, CO 303/273-9700  
Booths 430/432

#### Cube for projection displays

Balzers Thin Films introduces the new Color-Cube™ for color separation/recombination in projection displays. A newly developed high-volume manufacturing process, including Balzers' patented proprietary sputtering deposition, results in highly reliable cubes with excellent angle accuracy and minimal centerline induced effects. Flexibility in product configuration is also now possible with Balzers' unique production process. The new Color-Cube™ is just part of the total light-management solution for projection displays which includes dichroic color-separation filters, hot and cold mirrors, broadband polarizing beamsplitters, and cold light mirror reflectors.



Circle no. 5

**BREAULT RESEARCH ORGANIZATION**  
Tucson, AZ 520/721-0500  
Booth 105

#### Illumination software


Breault Research Organization will feature ASAP, an advanced systems-analysis program offering comprehensive source-modeling capability that provides everything from serpentine fluorescents to LEDs to polychromatic volumetric emission from arc lamps. The illumination software handles micro-optics for backlit displays, complex dichroics for projectors, as well as polarization and scattering effects. ASAP's non-sequential ray-trace algorithm is one of the fastest on the market. Photometric performance can be evaluated anywhere in end-to-end models. ASAP possesses a bi-directional CAD translator and IGES export utility.

Circle no. 6

**BRITEVIEW TECHNOLOGIES**  
Holland, OH 419/868-7290  
Booth 213

#### Flat collimated backlighting systems

BriteView Technologies will exhibit flat collimate-based backlighting systems, including a highly collimated extremely high-brightness backlighting system that uses a stacked light-pipe (use up to eight CCFLs) technology and a dual-mode (day/night vision) backlighting system. A transparent front-lighting system is also made for reflective-type displays. A highly efficient and very uniform backlighting system using LEDs and miniature incandescent lamps will also be exhibited.



Circle no. 7

**CFM TECHNOLOGIES**  
West Chester, PA 610/696-8300  
Booths 1009/1011

#### Wet-processing system

CFM Technologies will feature the FPD Full-Flow™ system, a wet-processing system that performs cleaning, etching, stripping, and drying of various sized flat-panel displays in one integrated, fully automated system. The equipment is easily adaptable to next-generation panel sizes with a typical throughput of 100 plates/hour. The single-chamber design eliminates plate movement during processing, minimizing handling concerns. The system uses a totally enclosed processing vessel for high performance and produces plates without watermarks or other drying defects.


Circle no. 8

**CHIPS AND TECHNOLOGIES**  
San Jose, CA 408/434-0600  
Booths 1005/1007

#### Flat-panel graphics controllers

Chips and Technologies will feature the HiQVision™ (68554) and HiQVPro™ (65555) mobile/desktop graphics accelerators used as the first flat-panel graphics controllers designed for both desktop and notebook computers. With advanced multime-

dia capabilities, the HiQVPro™ accelerator also drives images and text on TV sets with reduced flicker.



Circle no. 9

**CLINTON ELECTRONICS CORP.**  
Loves Park, IL 815/633-1444  
Booths 600/601

#### Medical-imaging CRTs

Clinton Electronics will feature their expanded line of medical-imaging CRTs, including a new high-performance 20V (21 in. on the diagonal) CRT for radiology read stations, a 17-in. 90° CRT targeted at referral and primary care for smaller form factors, and a custom 7-in. precision optic CRT for photo imaging or specialized displays. The microprocessor-based Digital Series monitors now includes the new High Brite Medical DS2000HB, rated at 65 fL nominal with a peak luminance of 100 fL. The DS2000HB retains the full multi-frequency of the DS series for system compatibility with industry-standard video cards.



Circle no. 10



## trade show preview

**DISPLAY LABORATORIES**  
Boulder, CO 303/938-9099  
Booths 1000/1001

### CRT-monitor controller

Display Laboratories will demonstrate SoftOSD™, a convergence and geometry control program that once loaded onto a PC can be executed at any time. Using the DDC2B+ specification protocol over a video cable, adjustments to geometry and convergence of a CRT can be done in real time. In its initial release, several popular makes of monitors will be supported. SoftOSD eliminates the need for expensive OSD chips and can be used on any supported monitor.

Circle no. 11

**DOLCH COMPUTER SYSTEMS**  
Fremont, CA 510/661-2220  
Booth 429

### Rugged flat-panel systems

Dolch Computer Systems will feature rugged NEMA-4/12 environmentally protected flat-panel monitors and network-ready workstations. These all-metal systems are based on active-matrix TFT FPD technology combined with Dolch's proprietary AutoSync™ analog video adapters. Bright and crisp 10.4-16.1-in.-diagonal displays are offered in resolutions from VGA to SXGA, and all are available with touch screens. Dolch monitors are designed to work with conventional analog video cards without special interfacing. Workstations are equipped with Pentium processors to 200 MHz, including on-board Ethernet and PC/104 expansion in addition to the normal serial and parallel ports. All systems offer panel, pedestal, and OEM mounting configurations.



Circle no. 12


# SID '98

Anaheim, California  
Anaheim Convention Center  
May 17-22, 1998

**EATON CORP.**  
Danvers, MA 508/524-9350  
Booth 231

### Flat-panel ion implanter

Eaton Corp. will feature the ORion NV6072, an ion-implantation system that addresses the challenges of low-temperature TFT manufacturing. The NV6072 combines ion-implantation technology derived from the semiconductor industry with a new patented ion source and state-of-the-art panel handling and cooling to provide flat-panel manufacturers with expanded process capability, enhanced process control, and low cost of equipment ownership.



Circle no. 13

**ELDIM**  
Caen, France +33-2-31-94-76-00  
Booth 217

### Automated LCD-measurement system

ELDIM will feature the EZContrast AX 160D, a fully automated LCD-measurement system designed for instant testing of any LCD panel up to 22 in. on the diagonal. The system measures luminance, contrast, and color coordinates as a function of viewing direction. It can analyze gray-level inversion, evaluate color shift, measure flicker and response time, and perform uniformity testing - all from any viewing direction. The AX 160D includes the latest EZMotion XYZ tables, sample illumination system, and automation and analysis software. Performance levels include a  $\pm 80^\circ$  incident-angle range, a 0-360° azimuth-angle range, a measurement step down to 0.2°, and a measurement time of 3-4 s for full luminance measurement at an accuracy better than 3%. The full nine-point measurement speed is less than 3.5 min.


Circle no. 14

**ENDICOTT RESEARCH GROUP**  
Endicott, NY 607/754-9187  
Booth 319

### Inverters for dual-CCFT LCDs

Endicott Research Group will feature their K Series of low-cost compact dc-to-ac inverters that power

backlit LCDs having two CCFTs. The inverters' dual-output connectors permit a single K Series inverter to power two separate CCFT tubes in synchronization, eliminating the need to use separate inverters to light each tube. Multiple dimming options are available. The low-profile K series are less than 8 mm in height and are priced at less than \$8.00 each in OEM quantities.



Circle no. 15

**FAS TECHNOLOGIES**  
Dallas, TX 214/553-9991  
Booths 1129/1131

### Coat and bake system

FAS Technologies and Tokyo Ohka Kogyo Co., Ltd., will introduce the Extrude & Spin (E&S) Coat and Bake System, which combines extrusion coating with conventional spin coating. Moving over a large-area substrate, such as a third-generation display glass, an extrusion head applies thin-film coatings of color filters, photoresists, polyimides, and other polymers onto the entire substrate surface; a brief spin cycle then provides final uniformity. Proven feasible for phosphors, E&S should interest both FED and PDP manufacturers. Unlike conventional spin coaters that produce 95% material waste, E&S decreases material consumption by 75%; furthermore, required spin time decreases to provide higher throughput.

Circle no. 16


**GERBER SYSTEMS CORP.**  
South Windsor, CT 860/648-8024  
Booth 944

### Direct-write laser systems

Gerber Systems will feature the MaskWrite 800 and 1550 large-area high-resolution direct-write imaging systems, utilizing raster technology to image on film, glass, and other photosensitive-type plates. Both imagers are used for producing lead frames, flat-panel displays, shadow masks, as well as for



any other application requiring high-precision high-resolution images. The MaskWrite offers an interchangeable write head with a selection of four lenses. Each lens offers a different resolution and feature size to meet the needs of the application. The MaskWrite 800 imager supports a maximum 800 × 610-mm glass plate, while the MaskWrite 1550 supports up to 1550 × 1100-mm glass plates.



Circle no. 17

**GRASEBY OPTRONICS**  
Orlando, FL 407/282-1408  
Booth 528

#### Tri-stimulus colorimeter

Graseby Optronics will feature the SLS 9400, a tri-stimulus colorimeter designed to provide lab-grade accuracy and precision at an affordable price. Its unique proprietary sensor design closely mirrors the CIE tri-stimulus curves, resulting in highly accurate color measurements that are independent of the phosphor type under test. Ergonomically designed to rest comfortably in one hand, the SLS 9400 operates from simple menu-driven commands. Measurements can be displayed in either RGB bargraph mode, CIE chromaticity graph mode, or CIE numerical mode on the large backlit graphics display. Remote operation is possible via an RS-232 port and Graseby's software, which is available as an accessory.



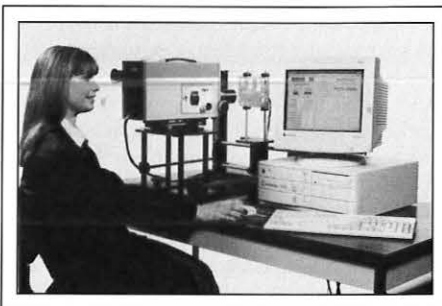
Circle no. 18

*Please send new product releases or news items to Joan Gorman, Departments Editor, Information Display, c/o Palisades Institute for Research Services, Inc., 201 Varick Street, New York, NY 10014.*

**HOFFMAN ENGINEERING**  
Stamford, CT 203/425-8900  
Booth 136

#### Virtual instrument interface

Hoffman Engineering will demonstrate the PCO-2000, a computer data acquisition system replacement for the original electronics console provided with the 1980A photometer. Utilizing a customer-supplied computer and the 1980A photometer head, the PCO-2000 provides a virtual instrument interface. The system software stores all correction factors, calibration defaults, and test configurations. Because it is PC-controlled, all calculations for color temperature, color coordinates, tri-stimulus values, and contrast are automatically performed. Data is stored in a Microsoft® Access database format to allow data manipulation and report generation.




Circle no. 19

**HOLOGRAPHIC LITHOGRAPHY SYSTEMS**  
Bedford, MA 617/276-4060  
Booth 1116

#### Maskless lithography process

Holographic Lithography Systems will feature the HLS System 1000, a manufacturing tool and process that effectively utilizes holographic, or interferometric, lithography capable of producing sub-half-micron structures. Features such as lines, holes, tips, cones, vias, mesas, grids, and microlenses can be generated. The HLS System 1000 incorporates holographic lithography in a maskless, high-throughput production environment process featuring large field size, high-resolution patterning. It also generates surface relief, or moth-eye, structures for certain visible and IR applications with precise requirements for light reflectance and transmittance.




Circle no. 20

**HOLTRONIC TECHNOLOGIES SA**  
Marin, Switzerland +41-327-536-800  
Booth 229

#### Large-substrate mask aligner

Holtronic Technologies will be exhibiting the HMA400, a large-substrate high-resolution mask aligner that can print patterns of 0.5- $\mu\text{m}$  resolution with a field size of 10 × 12 in. (250 × 300 mm<sup>2</sup>) onto substrates of up to 370 × 470 mm<sup>2</sup>. The system can be adapted to even the most demanding needs of FPD lithography, such as FEDs, poly-Si TFTs, and projection displays. Due to its unique capacity for high-resolution large-area printing, complete displays can be printed without the need for stepping.



Circle no. 21



## trade show preview

**HORNELL ENGINEERING**  
Twinsburg, OH 216/405-1418  
Booth 1039

### Combined rubbing/dry-cleaning module

Hornell Engineering has announced an innovation in LCD manufacturing. By integrating two processes, the combined rubbing/dry-cleaning module reduces substrate handling, increases LCD throughput, and reduces equipment costs and cleanroom space while improving overall efficiency. The non-contact dry-cleaning process eliminates 95% of particles greater than 1  $\mu\text{m}$ . High-frequency pressure waves from an ultrasonic head cause particles to vibrate, which are then removed by an exhaust airflow. The rubbing process features rotation of both the table and rubbing roller to achieve highly uniform rubbing action, which prolongs the life of the rub fabric and is excellent for high-volume production.



Circle no. 22


**ILC TECHNOLOGY**  
Sunnyvale, CA 408/745-7900  
Booth 1019

### Xenon arc lamps

ILC Technology will feature CERMAX<sup>®</sup> xenon arc lamps with integral reflectors, arc gaps of less than 1 mm and up to 2 mm, focal speeds from f/1.0 to f/2.0, and lifetimes up to 5000 hours. These lamps are ideal light sources for video-projector designs that incorporate poly-Si panels or very small reflective devices. ILC also designs and manufactures small and efficient lamp power supplies for incorporation into video-projector designs.

# SID '98

Anaheim, California  
Anaheim Convention Center  
May 17-22, 1998




Circle no. 23

**INCLINE**  
Newbury Park, CA 805/376-3300  
Booth 238

### LCD universal test system

Incline will introduce a universal test solution for flat panels. The test system facilitates comprehensive testing of the individual LCD assembly as well as the final whole screen assembly and electronics. Test functionality includes immediate boot-up, quick connect and disconnect, a menu-driven software interface, and a unique modular interface connector system that facilitates current and future interface technologies. The small footprint incorporates built-in illumination, a single-board computer, power adapter, and a backlight inverter. The system will support network connection, data collection, and full I/O connectivity.



Circle no. 24

**INSTRUMENT SYSTEMS**  
Ottawa, Ontario, Canada 613/729-0614  
Booth 436

### Compact array spectrometer

Instrument Systems will demonstrate the CAS 140B, a portable, robust, CCD-based compact array spectrometer that features a 1024  $\times$  128 (binning mode) CCD detector. For display testing, this sys-

tem typically offers speed and sensitivity improvements of tenfold over diode array systems. The CAS 140B incorporates new Windows<sup>™</sup>-based software that supports full multi-tasking data acquisition and analysis.




Circle no. 25

**INTERFACE PRODUCTS**  
Oceanside, CA 619/945-0230  
Booth 335

### Control display unit

Interface Products will feature a control display unit with embedded PC capabilities that provides a cost-effective commercial off-the-shelf solution to data display and entry. A color AMLCD controlled by an embedded PC-compatible CPU PCB allows 10 lines of 20 0.2-in. characters to be displayed in multiple colors. The display is capable of graphic representation with user-defined programming. Up to 32 switch positions can be selected by the user, and response codes can be defined. Two card slots are available.



Circle no. 26


**INTERNATIONAL POLARIZER**  
Marlborough, MA 508/481-4943  
Booth 1123

### LCD sheet polarizers

International Polarizer has announced the first in a planned family of sheet polarizers for use in LCD



fabrication. These neutral-gray LCD polarizers exhibit 40% transmittance and 99.5% polarization efficiency, and are an integral part of LCDs, FPDs, scoreboard matrices, and read-outs for automotive applications. Accessory layers such as adhesives and reflectors are frequently required by the industry to facilitate the manufacture of LCDs. Configurations include: transmissive mode, adhesive applied to one side; reflective mode, adhesive applied to one side and a reflector applied to the other; uncoated mode, without coatings. Standard sizes are  $17 \times 39\frac{1}{2} \times 0.005$  (or 0.010) in. thickness exclusive of coatings.



Circle no. 27

**ITO AMERICA CORP.**  
Boca Raton, FL 561/392-2555  
Booth 208

#### Heat-seal connectors

Ito America will feature FlexEC etched copper heat-seal connectors used to connect FPDs to their driver circuitry. These copper connectors are particularly good for high-voltage applications in plasma and EL displays. Information will also be available for display-assembly equipment for TAB mounting/bonding, ACF attach, heat-seal connector bonding, polarizer or other film lamination, TAB forming, TAB-to-board ACF or solder attach, post-bond interconnect test, and associated support materials and devices.

Circle no. 28

**KLEIN INSTRUMENTS CORP.**  
Portland, OR 503/245-1012  
Booth 608

#### Video pattern generator

Klein Instruments will introduce the Klein VPG250, a stand-alone and/or PC-programmable video pattern generator that features storage for 32 patterns, a timing grouping feature, a four-line LCD, and a PC interface. The fully remote-controllable VPG250 can perform 100 standard timings and over 500 programmable timings.



Circle no. 29

**KOPIN CORPORATION**  
Taunton, MA 508/824-6696  
Booth 829

#### Small, very-high-resolution AMLCDs

Kopin Corp. will present the CyberDisplays™ line of monochrome and full-color small-format very-high-resolution AMLCDs, including a 0.25-in.-diameter  $320 \times 240$  display that requires less than 30 mW to operate. Because of their low cost and high information content, CyberDisplays are the first AMLCDs that can be effectively used in personal information devices, such as cellular phones, pagers, PDAs, smart cards, optical processors, toys/games, and other consumer products.




Circle no. 30

**KORRY ELECTRONICS CO.**  
Seattle, WA 206/281-1331  
Booth 731

#### AMLCD backlights

Korry Electronics has developed a unique technology using light-management optics to provide an efficient, cost-effective solution to AMLCD backlighting. Custom military and commercial backlights using Korry's proprietary Nightshield® filters are available in  $6 \times 8$ ,  $6 \times 6$ ,  $5 \times 5$ , and  $4 \times 4$ -in. sizes.




Circle no. 31

**KYOCERA INDUSTRIAL CERAMICS CORP.**  
Vancouver, WA 360/750-6124  
Booths 611/613

#### Bright SVGA STN-LCD

Kyocera will demonstrate the KCT10276BSTT, a 15-in. color dual-scan LCD that features a dot resolution of  $1024 \times 768$ , field-replaceable CFL backlight tubes, a response time of 200 msec, a contrast ratio of 25:1, a color saturation of over 60%, and a wide viewing angle of  $40^\circ$ . It also features Kyocera's advanced STN driving-method IC for clear, crisp text and graphics. The KCT10276BSTT is designed for industrial-control and monitor applications, and is priced at \$2000 in sample quantities.



Circle no. 32



## trade show preview


### LINFINITY MICROELECTRONICS, INC.

Garden Grove, CA 714/898-8121

Booths 819/821

#### Quad-lamp backlight inverter

Linfinity Microelectronics will feature the LXM1640, a backlight inverter capable of supporting four cold-cathode fluorescent lamps (CCFLs) suitable for use with desktop LCD monitors and large LCD panels, including panels ranging in size from 15 to 20 in. and beyond. The single-stage LXM1640 converts a 12-V unregulated dc voltage to a high-voltage high-frequency sine wave needed to ignite and operate a CCFL. The inverter regulates the line voltage and lamp current, permitting lamp dimming by using a single synchronous power stage built from a pair of complementary low-loss MOSFETs.



Circle no. 33

### MECC

Des Plaines, IL 847/827-4874

Booths 1117/1119

#### Universal CRT and yoke drivers

MECC will introduce the YAM-20 Series, universal CRT and deflection-yoke drivers that can meet a variety of applications from development to production, and corresponding to a wide range of deflection frequencies and inductances without replacing any boards. The system satisfies all of the requirements regarding CRTs or yokes of larger size, higher resolution, wider deflection angle, and flatter face. The YAM-20 operates at 30-88 kHz, while the YAM-21 operates at 30-120 kHz. The YAM-22 will operate at 15-65 kHz, and will be especially designed for multimedia use.



Circle no. 34


### THE MICROMANIPULATOR CO.

Carson City, NV 702/882-2400

Booth 1033

#### Probe station

The Micromanipulator Co. will feature the Model 2250 probe station, a large-area, flat-panel-type tester for diagnostic probing on substrates or board-mounted delidded packaged devices. The system features two independent X-motion track-driven platens, allowing for greater speed of the probing application due to the extra axis of control. Individual probes, microwave probes, or probe cards are also supported. The massive microscope mount and boom assembly provide maximum stability as well as a vibration-isolation air table which is the standard platform for the system. Sealed bearings, debris trays, and covers are supplied to meet most cleanroom applications. A full line of accessories are available.



Circle no. 35

### MITSUBISHI ELECTRONICS AMERICA

Sunnyvale, CA 408/774-3192

Booth 113

#### Large TFT-LCDs

Mitsubishi Electronics America will preview two new TFT-LCDs, including the second generation of the 14.2-in. display that is the industry's largest for notebook PCs. In the ANGLEVIEW™ series of LCDs will be the 15.1-in. SXGA and XGA desktop TFT-LCDs, the 13.1-in. EWS-class of TFT-LCDs, and two low-power lightweight 12.1-in. TFT-LCDs in SVGA and XGA versions. All TFT-LCDs feature 18-bit color, state-of-the-art 4.3- $\mu$ m cell gap, and low-reflectivity black-matrix technology. The

15-in. XGA TFT-LCD is designed to replace the CRT in desktop PC monitors. The 14.2-in. TFT-LCDs are targeted at high-end "Mega-Note" and multimedia notebook PCs as well as "all-in-one" desktop PCs.



Circle no. 36

### MRS TECHNOLOGY

Chelmsford, MA 508/250-0450

Booth 330

#### Large-area lithography solutions

MRS Technology will introduce the Model 6000 PanelPrinter™, a large-area lithography system offering state-of-the-art high-speed stage motions and providing advanced wide-area photolithography for Gen 3 and Gen 3.5 flat-panel production of AMLCDs, FEDs, color filters, and other products utilizing high-resolution large-area microlithography. The PanelPrinters can be equipped with wide-field I-line lenses for exposing pigment-dispersed color-filter materials and other DUV-sensitive materials, and feature an automatic edge-exposure system, an advanced graphical job-setup interface, and state-of-the-art factory automation interfaces.

Circle no. 37

### OIS OPTICAL IMAGING SYSTEMS

Northville, MI 313/207-1213

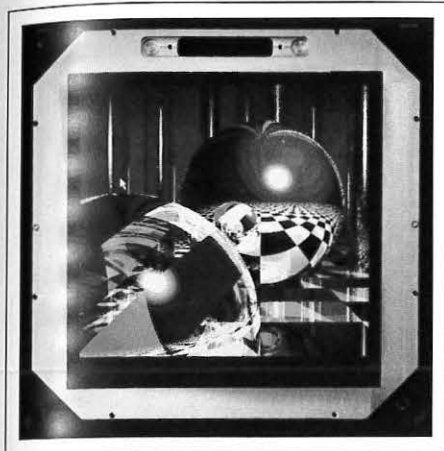
Booths 424/426

#### Rugged AMLCDs

OIS Optical Imaging Systems will introduce the CQ6363, an AMLCD designed for use in demanding environments, especially avionics and tactical military applications. The CQ6363, a design improvement on the F-22 and F-18 multifunction display, is currently being delivered to AlliedSignal for the AH-64 Longbow Apache upgrade. Features include an active area of 6.25 x 6.25 in., a resolution of 512 x 512, 64 gray shades, NVIS compatibility, and a contrast ratio of 80:1 at optimum view-



ing angle. Diffuse and specular reflectivity are less than 0.09 and 0.75%, respectively.



Circle no. 38

**PHOTO RESEARCH**  
Chatsworth, CA 818/341-5151  
Booths 505/509

#### Portable spectroradiometer

Photo Research will introduce the PR-705 SpectraScan® System, a new state-of-the-art spectroradiometer that features compact portability, increased flexibility, and improved sensitivity. The PR-705 includes Pritchard® optics for alignment accuracy, a multiple-aperture wheel for flexibility, on-board 3½-in. floppy drive for data storage, and Windows software for easy data analysis. Unsurpassed accuracy and repeatability for characterizing display color and luminance have never been made simpler.




Circle no. 39

**PIXTECH**  
Santa Clara, CA 408/986-8868  
Booth 928

#### FED evaluation kits

PixTech will feature field-emission displays (FEDs) characterized by extremely wide viewing angles (160° horizontally and vertically), low power consumption (1 W at 70 fL), high brightness (70-150 fL), full video speed (1-ms response), and instant-on at any temperature from -40°C to +85°C. FED

evaluation kits, currently being delivered to qualified display integrators and OEMs, contain two 5-in. monochromatic (green) fully packaged FED panels along with a controller circuit card. The panels produce 70 fL of image brightness at all viewing angles.




Circle no. 40

**PLANAR SYSTEMS**  
Beaverton, OR 503/690-6987  
Booths 305/307

#### Field-sequential-color AMEL display

Planar Systems will demonstrate a 0.7-in.-diagonal color VGA active-matrix electroluminescent (AMEL) display that uses an LC color shutter to provide field-sequential filtering of broadband EL phosphor emission. The temporal color approach produces full color on every pixel, reducing the number of active-matrix pixels to one-fourth that required for the patterned spatial approach. A digital gray-scale addressing scheme produces 256 colors. The display is expected to provide a low-cost solution for a compact high-resolution miniature color display suitable for a variety of military and commercial head-mounted and personal-viewing applications.




Circle no. 41

**PLASMACO, INC.**  
Highland, NY 914/883-6800  
Booth 513/515

#### Large-area ac plasma displays

Plasmaco will display their line of large-area ac plasma displays that provide 16.7 million colors with a bright high-contrast image and a 160° viewing angle, the widest of any existing flat-panel technology. Plasmaco 42-in.-diagonal displays with both 4:3 and 16:9 aspect ratios will be exhibited.



Circle no. 42

**PROGRESSIVE SYSTEM TECHNOLOGIES**  
Austin, TX 512/342-2000  
Booths 118/120/122


#### Next-generation pod

Progressive System Technologies will have on display KPOD™, the next-generation ultra-clean lightweight transport carrier for 650 × 550-mm substrates. The pod achieves better than a Class I environment around the substrates. Utilizing a side-door design (removed by a standard mechanical interface at each process tool) the KPOD simplifies robotic handling with an integral substrate aligner locating the substrate to ±0.50 mm and a support structure reducing substrate deflections to less than 1.0 mm. The product is available in an open-type



## trade show preview

version that can be upgraded in the field to a KPOD.




Circle no. 43

### REFLECTION TECHNOLOGY

Waltham, MA 617/890-5905  
Booth 844

#### Full-color VGA virtual display

Reflection Technology will feature the P7 color virtual display which utilizes scanned-linear-array (SLA) technology to create up to full VGA resolution and 4096 simultaneous colors. The inherent low cost, high performance, low power consumption (0.25 W or less), and high contrast ratio (5000:1) make SLA displays ideal for portable communications products, digital cameras, and personal interactive entertainment products. These displays have proven high-volume manufacturability for the cost-sensitive consumer marketplace and are presently used in Reflection's FaxView™ personal fax reader and Nintendo's Virtual Boy™ game system.



Circle no. 44


### SAGE

Santa Clara, CA 408/748-0500  
Booth 1133

#### LCD monitor board

Sage will feature Cheetah, an LCD monitor board that accepts standard analog RGB and SYNC

(CRT-like) signals from any XGA/SVGA board and generates all the necessary control signals and panel data to drive both TFT and CSTN panels. The board supports XGA and lower resolutions at vertical refresh rates from 60 to 85 Hz and true colors using 8-bit A/D converters and proprietary FRC and dithering logic. The LCD-monitor ASIC implements all the necessary logic to drive CSTN and TFT panels. The user interface includes phase, brightness, contrast, and horizontal and vertical position adjustment via on-screen programming. The Sage Cheetah is plug and play for all LCD-monitor applications.




Circle no. 45

### SI DIAMOND TECHNOLOGY

Austin, TX 512/331-6200  
Booth 444

#### Large-area high-brightness light source

SI Diamond Technology will demonstrate FEPix™, a large-area high-brightness light source that uses diamond thin-film field-emission cathodes. Sealed units with both diode and triode device structure demonstrate a brightness as high as 10,000 fL. FEPix's advantages include very high power efficiency, low heat generation, all colors, thin profile, large area, low weight, operation over a wide temperature range, and fabrication of multiple light sources in one glass envelope. FEPix light sources are useful in electronic billboards, indoor and outdoor signs, LCD backlights, large-area high-brightness lamps, and other specialty lighting applications.




Circle no. 46

### SOLOMON TECHNOLOGY CORP.

Walnut, CA 909/468-3733  
Booth 618

#### Graphics display

Solomon Technology will feature the LM6430FBF, a quarter-VGA (320 × 240 dot resolution) graphics display with overall dimensions of 174 × 112 × 14 mm. The display features a viewing area of 122 × 92 mm, a dot size of 0.33 × 0.33 mm, and a duty cycle of 1/240. The backlight is provided by a cold-cathode fluorescent lamp.



Circle no. 47

### STANFORD RESOURCES

San Jose, CA 408/448-4440  
Booth 530

#### Electronic-display reports

Stanford Resources will have available the *Electronic Display World*® newsletter and the quarterly *Monitak*®, *Workstation Monitak*®, *Display Price Trends*®, and *Comtrak*® reports. Multi-client reports will include *Liquid Crystal Displays*; *Flat Information Displays*; *Cathode Ray Tubes*; *Large Screen Information Displays*; *Flat Panel Display Manufacturing Costs*; *LCD Manufacturing, Materials, and Equipment*; *Monitor Market Trends*; *LCD Monitors*; and *Projection Displays*.

Circle no. 48

### SUPERTEX

Sunnyvale, CA 408/744-0100  
Booth 508

#### Amplitude-modulated driver IC

Supertex will feature the industry's first amplitude-modulated high-voltage 128-gray-shade display driver IC suitable for various display technologies.



# Are Your Monitors Getting Too Big for Your Alignment System?



## IPS has Something in Just Your Size!

Today's Computer Monitors are moving rapidly from 15" to 17" to 19" and even 21". And then there is large screen and Internet TV! IPS's unique multi-camera design provides highly accurate closed loop geometry alignment as well as color balance and focus. Our systems deliver high accuracy even with large screen sizes.

The **IPS ADI 8200-G** provides:

- High accuracy - 0.01 mm
- High speed - 10 seconds for Complete Alignment
- Fast model change over - Less than a minute

IPS ADI Systems are proven in high volume production and extremely high accuracy medical imaging alignment applications. IPS provides a full line of machine vision products and accessories to the Display Industry.

Why not check into a system that will grow with your requirements.

Call:



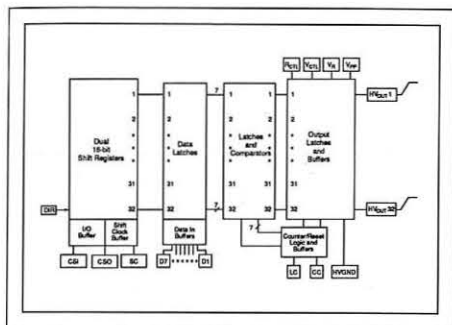
**image processing  
systems inc.**

IMAGE PROCESSING SYSTEMS INC.

3440 PHARMACY AVENUE, SCARBOROUGH, ONTARIO, CANADA M1W 2P8

PHONE: 416-492-4000 FAX: 416-492-4001

Packaged in a 64-lead plastic surface-mount QFP, this IC has 32 output channels rated at a maximum of 80 V. Its high-voltage-output source/sink current capability is 5 mA/1.7 mA typical. The 5-V logic supply voltage allows a data throughput rate of 20 MHz. The IC can be cascaded when multiple devices are required to drive a large number of lines on display panels. Its direction function allows the data to be clocked in clockwise or counterclockwise.




Circle no. 49

TDK CORPORATION OF AMERICA  
Indianapolis, IN 317/876-2685  
Booths 924/926

### Power supply for metal-halide lamps

TDK Corporation of America will feature the PKP-K250A, a power supply operating from an input of 190-390 Vdc while delivering a regulated constant power of 250 W to short-arc dc metal-halide lamps. The PKP-K250A provides 58 V at 4.3 A with a 3% ripple and an 87% conversion efficiency. It has the ability to hot-restrike lamps with its built-in high-voltage ignitor. The power supply features a power density of 9.5 W/in.<sup>3</sup> in a low-profile package, weighs less than 350 g, and operates in a temperature range of 0-60°C. Other features include micro-processor control for adaptation to new lamps, LampLit, and output-enable signals.



Circle no. 50



## trade show preview

### TEAM SYSTEMS

Santa Clara, CA 408/720-8877  
Booths 525/527

#### Video generators for flat-panel devices

TEAM Systems will feature two video generators. The ASTRO VG-840 is an analog and jitter video generator that allows the engineers who design, evaluate, and test flat-panel devices to introduce synchronized or non-synchronized jitter into the analog RGB signal to judge the noise tolerance of these devices. It offers fully programmable pixel frequencies up to 150 MHz. The synchronized jitter for HS and VS and the non-synchronized jitter can be programmed from 50 Hz to 100 kHz. The hybrid ASTRO VG-827 analog/digital video generator offers 8 bits/pixel/color in its digital outputs and standard RGB signals in its analog BNC outputs. The dot clock is up to 150 MHz analog and 75 MHz digital in the 1/1 clock mode.



Circle no. 51

### TEKRA ATG

Evanston, IL 847/475-4500  
Booths 1132/1134

#### Hardcoated films

Tekra Advanced Technologies Group will demonstrate its Terrapin™ line of hardcoated films designed for the computer-display market. Terrapin hardcoated polyester films were specifically developed to meet the demands of the advanced display marketplace. Design applications include touch screens, flat-panel displays, and vacuum-deposition coatings. Terrapin films exhibit excellent clarity, superior adhesion, chemical and scratch resistance, exceptional light transmission, and pass the critical 3H pencil hardness test.

Circle no. 52

### TELETRAC

Santa Barbara, CA 805/968-4333  
Booth 344

#### Electrical probers

TELETRAC has announced the LA-8 and LA-9 electrical probers for the flat-panel industry. The LA-8 moves panels up to 1 × 1 m in size under a stationary probe head. Its companion, the LA-9, employs four independently programmable probe heads to allow access to any area on panels up to 1 × 1 m. Special versions of the probers are expected to incorporate shorts-detection technology and pulsed lasers for excess chrome removal.




Circle no. 53

### THOMAS ELECTRONICS

Wayne, NJ 201/696-5200  
Booths 908/910

#### Miniature monitors

Thomas Electronics will feature two high-resolution high-brightness miniature monitors. The 1-in. monitor provides 800 TV lines at a brightness of 1000 cd/m<sup>2</sup>, and the 1.5-in. monitor provides 1000 TV lines at a brightness of 130 fL. Both monitors operate at 12 V with a power consumption of less than 3 W. The units weigh 4.00 and 5.20 oz., respectively. The typical input signal is 1.0-V peak-to-peak NTSC, with PAL available at no additional charge. These monitors are designed for miniature viewfinders and portable-display applications.



Circle no. 54

### THREE-FIVE SYSTEMS

Tempe, AZ 602/389-8741  
Booths 921/923

#### Dot-matrix LCD

Three-Five Systems will feature the liquid-crystal intense display (LCiD), a dot-matrix LCD incorporating a proprietary approach that results in a display with cost and design advantages not available in traditional LED or LCD technologies. The LCiD offers the reduced power requirements and cost efficiencies of an LCD, but provides the quality and intensity of a typical LED display. The LCiD can be read in direct sunlight, providing a significant advantage over LEDs; it also provides a higher information content than a typical LED at a lower cost, and allows displays to be produced in virtually any color.



Circle no. 55

### UNIAX CORP.

Santa Barbara, CA 805/562-9293  
Booth 1044

#### Low-power polymer ELs

UNIAX is developing low-power polymer EL displays for use in hand-held electronic applications. Commercial prototypes will be ready for evaluation by OEMs late this year. These small display panels can be configured to display one or more rows of alphanumeric characters in a dot-matrix format on pitches of up to 42 dpi. The emission color of existing monochrome displays is orange (peak wavelength ≈ 610 nm), with alternative color sources still in development. The displays operate at under 10 Vdc and require less than 1 mA/pixel, producing a daylight-readable intensity of as much as 200 cd/m<sup>2</sup>.

Circle no. 56

### WANDE, INC.


Dallas, TX 972/701-8886  
Booths 200/201

#### Spacer-application machine

Wande will feature a new-generation spacer-application machine with a revolutionary spacer-delivery unit that prevents spacer caking during storage. The system can deliver a uniform application of fine particles to the surface of substrates. The spacer uniformity and repeatability and clusters meet the requirements of FPD manufacturing. The machine



can be operated either automatically in-line or through a robotic substrate system manually. The machine has a computer control to set the processing parameters and operate the processing sequences automatically.




Circle no. 57

WINTRON, INC.  
Bellefonte, PA 814/355-1521  
Booth 602

**Neck-down clamshell yokes**

WinTron has developed a clamshell yoke kit to aid customers as they move to neck-down CRT tubes, optimizing power and compactness. The industry gains the benefit of closer magnetics while retaining the larger gun structure. WinTron's specialized vacuum impregnation technique produces a set of snap-together parts so easily adjusted and bonded that they can be readily assembled by any customer.




Circle no. 58

WPI ELECTRONICS  
Warner, NH 603/456-3111  
Booth 642

**Electronic ballast module**

WPI Electronics will introduce FLEXARC™, an electronic ballast platform for metal halide lamps used in DLP, LCD, and overhead projection displays. Consisting of separate ballast, ignitor, and readily available input filter modules, the FLEXARC lets the designer mix and match the exact operational features needed for a specific market anywhere in the world. The selectable ballast module output allows one ballast to operate a variety of lamps.




Circle no. 59

WYLE ELECTRONICS  
Irvine, CA 714/788-3720  
Booth 517

**FPD Controller**

Wyle Electronics will feature a new flat-panel-display controller which enables a VGA or SVGA TFT display to accept NTSC/PAL video signals. A Sharp 10.4-in. TFT display running NTSC video will be demonstrated. The display is integrated into an industrial enclosure and can be customized to specific customer applications. Wyle is an industrial distributor of Sharp FPDs, controllers, and integrated solutions for customer-specific applications.



Circle no. 60 ■

*Located in the picturesque Hudson River Valley of New York, we are building an aggressive team of talented people to develop, support, and market our high resolution, bright, power efficient, lightweight display products for commercial & military applications ranging from avionic cockpits and instruments to augmented reality headsets.*



**We are seeking highly motivated, innovative, results-oriented team players to grow with us.**

**Display Development Engineers/Physicists** - Creative device engineers w/ organic & inorganic thin film experience needed to develop manufacturable designs & processes for small high resolution displays to be used in head wearable systems. Familiarity w/display system issues & tradeoffs is desirable, as is exp. in technology transfer to mfg. *Requirements:* MS/PhD in relevant science disciplines. (Some positions available for new graduates).


**IC Physical Layout Designer** - Successful candidate will be responsible for the design & verification of our new line of high performance, miniature integrated flat panel displays for emerging applications including head-wearable micro-surgery, avionics, augmented reality, & entertainment. *Requirements:* MSEE w/previous experience in full custom layout (analog & mixed signal), electrical parameter extraction & design verification (PC-based).

**Display Test Engineer** - Experienced engineers needed to setup & run the test infrastructure needed for our new line of miniature integrated flat panel displays. *Requirements:* BSEE with at least 3 years experience in flat panel display environmental and performance evaluation equipment design & setup.

**FED CORPORATION**  
1580 Route 52, Hopewell Jct., NY 12533  
fax: 914-892-1901 e-mail: fedcorp@aol.com

*Equal Opportunity Employer /Employee Stock Participation Plan*






*Our LCD's have grown.*

In the two short years since we entered the market, Samsung has become one of the world's leading TFT LCD manufacturers.

As you may know, we already offer a line of TFTs 20% brighter





and with 30% more color saturation than the closest competitors.

We'll be following up soon with more products that are—well—larger than life. Including a 13.3" XGA notebook panel, and XGA and SXGA

panels actually designed for desktop monitors—in a whopping 14" and 15.1".

And hey, with the desktop impending, can the coliseum really be far behind?

Onward and upward, guys.



SEMICONDUCTOR

STILL A *Generation AHEAD.*



**IMPORTANT NEWS FOR  
FLAT PANEL PRODUCERS.  
FROM THE WORLD LEADER  
IN ION IMPLANTATION.**

Since 1978, Eaton has been the number one producer of ion implanters for semiconductor production. Now, we have applied this expertise in implantation to the specific needs of the flat panel industry. We are proud to introduce the revolutionary Eaton ORion NV6072, a simple and cost-effective implant solution designed to improve process yields while reducing the cost of ownership. You owe it to yourself, your customers, and your bottom line to find out more.

**EAT•N**

Semiconductor Equipment Operations  
Flat Panel Equipment

See Us at SID '97 Booth 231

Eaton Corporation  
Semiconductor Equipment Operations  
Flat Panel Equipment  
108 Cherry Hill Drive  
Beverly, MA 01915  
Tel: 508-524-9233  
Fax: 508-524-9224

Japan  
SEN  
Sumitomo Eaton Nova Corporation  
Mita 43 Mori Bldg., 13-16, Mita 3-Chome  
Minato-Ku, Tokyo, 108, Japan  
Tel: (03) 3452-9021  
Fax: (03) 3452-9025

Circle no. 102



**Atlanta**  
(770) 441-7500  
Fax (770) 441-3660

**Austin**  
(512) 335-2280  
Fax (512) 335-2282

**Boston**  
(617) 275-8888  
Fax (617) 275-1982

**Chicago**  
(847) 303-1995  
Fax (847) 303-1996

**Cleveland**  
(216) 514-0625  
Fax (216) 514-0622

**Cypress, CA**  
(714) 229-8600  
Fax (714) 229-8603

**Dallas**  
(972) 231-5300  
Fax (972) 437-0353

**Denver**  
(303) 422-1701  
Fax (303) 422-2529

**Detroit**  
(313) 464-2202  
Fax (313) 464-2433

**Ft. Lauderdale**  
(954) 429-2800  
Fax (954) 429-0391

**Huntsville**  
(205) 837-1555  
Fax (205) 837-7733

**Long Island**  
(516) 434-9000  
Fax (516) 434-9394

**Maryland**  
(410) 309-6262  
Fax (410) 309-6273

**Miami**  
Corporate Headquarters  
(305) 621-8282  
Fax (305) 620-7831

**Milwaukee**  
(414) 792-0438  
Fax (414) 792-9733

**Minneapolis**  
(612) 944-2151  
Fax (612) 944-9803

**Philadelphia**  
(609) 596-6666  
Fax (609) 797-1700

**Phoenix**  
(602) 966-0066  
Fax (602) 966-0007

**Portland**  
(503) 531-3333  
Fax (503) 531-3695

**Raleigh**  
(800) 573-2727

**Rochester**  
(716) 292-6700  
Fax (716) 292-6755

**Salt Lake City**  
(801) 565-8300  
Fax (801) 565-9983

**San Diego**  
(619) 658-0200  
Fax (619) 658-0201

**San Fernando Valley**  
(818) 878-0555  
Fax (818) 878-0533

**San Jose**  
(408) 441-1300  
Fax (408) 437-8970

**Seattle**  
(206) 806-4800  
Fax (206) 806-9900

**Tampa/  
St. Petersburg**  
(813) 532-9800  
Fax (813) 538-5567


**Toronto**  
(905) 670-5946  
Fax (905) 670-5947

**Mexico**  
95 (972) 231-5300  
Fax 95 (214) 437-0353

**Field Sales  
Representatives:**

Cedar Rapids  
Connecticut  
El Paso/C.D. Juarez  
Houston  
Little Rock  
Melbourne  
Northern New Jersey  
Orlando  
Puerto Rico  
Sacramento/Reno  
Tallahassee  
Tulsa  
For your nearest  
Field Sales  
Representative:  
Call 800-573-A.S.A.P.

# A LEADER IN FLAT PANEL DISPLAY SOLUTIONS




## Follow The Leader In Flat Panel Display Solutions

All American offers complete solutions for all of your flat panel display needs, and the leading edge technology to support those needs. From individual displays to complete assemblies, All American has your solutions:

- Display Kits for quick design-in
- Cable Assemblies for quick installation
- Digital and Analog Controllers
- PanelLink™/LVDS Controllers
- Enclosures & Mounting Arms
- Touchscreens
- Character Modules

Reach us at our website [www.allamerican.com](http://www.allamerican.com)



**ISO 9002  
CERTIFIED**  
Miami and Fremont Distribution Centers  
and Fremont Programming Center

**ALL AMERICAN**  
a leader in distribution technology

Look To All American For A  
Complete Lineup Of Display  
Products From These Quality Suppliers:

800-573-A.S.A.P.





1  $\mu$ s      10  $\mu$ s      1ms      100ms      1s  
 VERY SHORT    SHORT      MEDIUM SHORT    MEDIUM      LONG      VERY LONG

# We Cover The Spectrum in CRT's

... from concept to complete tube. We also offer custom lamination of a wide range of filters and EMI panels to your tubes or ours.

Do you need electroluminescent targets for research or for production equipment? We will apply the phosphor screen of your choice to any glass or metal target.

**CRT** SCIENTIFIC CORPORATION

14746 Raymer Street · Van Nuys, California 91405  
 (818) 989-4610 · fax: (818) 989-4617

Circle no. 104

## The Only Complete (220 MHz Bandwidth) Monitor Analyzing Solution!

**Introducing** the only complete system for troubleshooting, testing, and aligning high bandwidth computer monitors from the input to the CRT (including color output analysis) for servicing security and growth for years to come.



- A complete & programmable 220 MHz RGB generator
- Integrated Auto "ColorPro" color analyzer
- Exclusive "Process Generator" for interactive alignment control
- DDC compatible

Call 1-800-SENCORE  
 for a **FREE 10 Day Trial!**

**SENCORE**  
 3200 Sencore Drive, Sioux Falls, SD 57107  
 Direct: (605)339-0100 Fax: (605)339-0317

See Us at SID '97 Booth 327

Circle no. 105



# PANALIGN<sup>®</sup>

Engineered to accurately  
align & assemble  
FPD's to less than  
**One Micron.**



**For accurate alignment with uniform cell gap, PANALIGN is the only system to aim for.**

- +/- One micron alignment
- Uniform cell-gap
- Hi throughput
- Field proven
- Fully automatic or manual
- Controlled process variables
- Graphical user interface
- Substrates up to one meter
- R&D or inline production

Call Interserv Corporation at  
612-888-9767 or visit us on the Internet  
at — [www.interservcorp.com](http://www.interservcorp.com).

See Us at SID '97 Booth 312/314

**INTERSERV**  
ALIGNING THE NEXT MILLENNIUM

Circle no. 106





You know the

**SYMPTOMS**

.....

Equipment

**LOCK-UP**

.....

Robot

**MALFUNCTIONS**

.....

Microprocessor

**FAILURES**

# Diagnosis: ESD

You know the symptoms, but do you really know the cause? ESD events cause process tool lock-up, downtime, and microprocessor failures. These are the key indicators of inadequate static charge control.

An ESD event anywhere – even across the room – produces enough EMI to infect the microprocessors within your tools. And bring production to a halt. The prescription? Immunize your tools with ionization. It's your best protection from the throughput-threatening effects of static charge.


Trust your tools to the specialists. We pioneered the cure for the common ESD event. Our Equipment Ionization Program provides custom in-tool solutions for consistently effective ESD control.

Immunize your tools with Ion Systems. Call 800-367-2452, 510-548-3640, or visit us on the web at [www.ion.com](http://www.ion.com)





# we've got a secret.



LCiD™, a newly developed and patented liquid crystal technology offering sunlight readability and LED intensity at LCD prices.

Restricted  
ACCESS

For years we've become known as one of the world's premiere passive-matrix LCD companies. What the world doesn't know yet, is that we're also a leader in display technology research and development. Our U.S.-based R&D group is supported by the highest volume LCD glass manufacturing line in North America. From technology concept to process design, through initial prototypes and full production, the process is seamless. And that means quicker time to market for our customers. Whether a product requires a new display, or a new technology, we have the resources and the expertise. And that's no secret.



**THREE-FIVE SYSTEMS, INC.**

1600 N. Desert Drive  
Tempe, Arizona 85281-1230  
Phone 602-389-8600 Fax: 602-389-8989  
See Us at SID '97 Booth 804



## display continuum

continued from page 4

didn't gain even one byte of insight into which machine would meet my needs. Of course, the ads were practically shouting at me to get the one with the most multimedia capability, the most storage, and the fastest

processor. Bigger and faster is apparently better! But to do what?

By now you may be thinking, "OK, Aris, don't belabor the point. You know that the answer is in the software you select." Yes, I

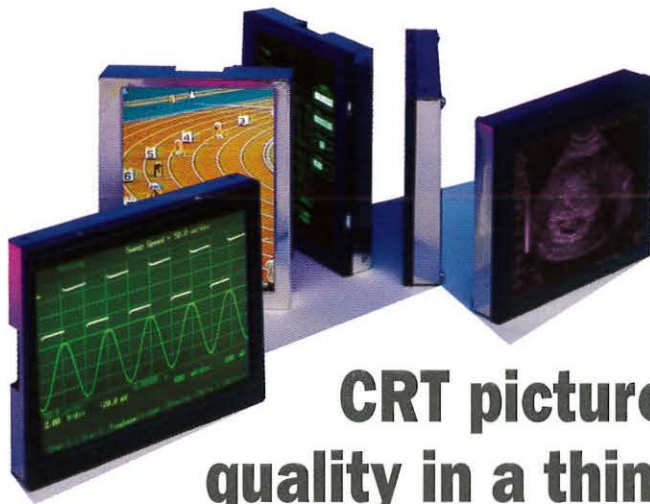
do know that. But how do I put all this together? The typical store clerk is not terribly knowledgeable. And configuring a computer with all of these choices is becoming an ever more daunting task. It wasn't so bad a few years ago - even with DOS - because the choices were limited. Now, we have stores full of software and shelves full of manuals. And every year the previous year's stuff becomes obsolete. I have so many other interesting things to occupy my time that I don't want to devote much of it to these wonderful software-related learning opportunities.

I have asked some of you how you do it. For many, your company takes care of your software, network implementation, and update needs. A few of you simply love this stuff and spend every spare minute keeping up to date. And you have even suggested (with great enthusiasm) that you will hold my hand and help me put everything together. For this show of support, I am truly grateful. However, many of you are like me, wishing that it wouldn't require so much effort and study to do what we want to do with our computers, and also to be able to make upgrades more easily.

However, it may be that the rapid increase in complexity is beginning to overwhelm even all you dedicated computer nerds. Lately, I seem to be hearing more and more stories of unexpected and seemingly unexplainable computer-system malfunctions. The same problem that has plagued software writers since punch-card days is now catching up with the PC as software and operating-system complexity increases. Simply stated, *no matter how innocent a change one makes, it's bound to affect something else in some other remote part of the operating system that couldn't possibly have been affected.* It's the Murphy's Law software corollary applied to each and every computer. As complexity grows, so do these problems and so does the task of chasing them down. I first experienced this law back in the early 70s writing Fortran programs. Unfortunately, such universal and basic laws never change and never go away.

As an example of what I am suggesting, consider this excerpted text from a computer users' column in the *Seattle Times* - a typical family newspaper.

"I recently added 16 megabytes of RAM to my Pentium 60. The original 8 megabytes of RAM was 70 nanoseconds and the new



## CRT picture quality in a thin, flat panel display.

### Introducing the PixTech Field Emission Display (FED)

Enjoy the same full viewing-angles as a CRT, and the same smooth, continuously variable brightness up to 600 cd/m<sup>2</sup> . . . all in a compact, lightweight (250 gm) package. Low power (1 W at 150 nits) makes the 5.2 inch PixTech FED the perfect replacement for bulky CRTs . . . and the perfect replacement for LCDs, as well. "Instant-on" at -45°C to +85°C, the FED can take on the toughest outdoor environment. With 320x240 resolution, the PixTech FED is the display upgrade you've been looking for.

How does it work? The PixTech FED is a flat, thin (2.5 mm) CRT, but with millions of micron-size cold cathode emitters, all packaged in a 22 mm deep package. Monochrome (green) FEDs are in production now, with full color evaluation kits available for testing to qualified OEMs and display integrators. Call today to discover the advantages of PixTech FEDs.



# PixTech

The Field Emission Display Company

3350 Scott Boulevard, Bldg. 37 ■ Santa Clara, CA 95054  
(408) 986 8868 ■ Fax: (408) 986 9896

PixTech FED . . . the new generation of flat panel displays.

1-888-PIXTECH  
www.pixtech.com



RAM is 60 nanoseconds. I was told this would be OK. The computer has recognized and is using the new RAM except that the system seems to lock up more often and a couple of times I was even dumped out of a program to a DOS prompt."

The answer for this problem included the following:

"... you have to consider whether your original RAM is parity-checking RAM or not. (A 72-pin SIMM with parity checking devotes 32 of its 36 bits to data and the other 4 bits to checking on the integrity of the SIMM itself.) Fact is, many, if not most, of the PCs sold today have the less expensive non-parity checking RAM..."


**Good Grief!** I can't even find this level of technical complexity in *EE Times*. Isn't this the stuff by which computer systems engineers earn their keep? Do Bill Gates and Andy Grove expect all of us to know this? Do they keep up to date on parity checking RAMs? And this is just one randomly selected tidbyte of information. To know the detail of every component and every system interface specification, and to keep up with all these as new hardware and software products are introduced, is I'm quite sure *not* what the information society was supposed to be about.

While pondering all this, I had a thought! What if we had to buy kitchen appliances the way we buy computers? Let's say we want to buy an appliance in which to store our food and keep it from spoiling for as long as possible. In such a pretend world - that learned all it knows from PC ads - we would most likely find descriptions of food-storage units that told us they had a 200-millihorsepower compressor (clearly better than the 130-millihorsepower version), that various control units were available but that the best ones had the highest-speed and highest-resolution thermocouples, that the box was made of insulating material that had an R-150 rating (of course, better than one with only an R-145 rating), that the unit had the latest 16X high-speed humidity control, and that ice was produced with a full-motion full-duplex 8-bit controlled crusher. The interior of such a cooling unit would be configured by going to a different set of merchants who specialized in such interior configurations. Arriving at one of these stores, one would need to specify to which standard the cooling unit was designed so that the correct interconnectors could be selected. Then such features as slide-out shelves, food

crispers, door bins, and spill-proof compartments, among others, would be purchased. Installation would be done at home and require extensive study of a 200-page manual. Why? Because incorrect placement, incorrect

sequencing, or the slightest misalignment of even one shelf-bracket would immediately cause everything to fall out onto the floor and require one to start over from the beginning. "But I just want to keep my food cold enough

## Put ERG power behind your display!



Endicott Research Group, Inc.


**The Power  
Behind the Display**  
2601 Wayne Street  
Endicott, NY 13760

Recommended  
by LCD  
manufacturers

Nobody manufactures better magnetics-based inverters or converters for your LCD, EL, VF or Gas Plasma display. Here's why:

- Made in America, with U.S. Engineering Support
- Faster Delivery (more than twice as fast!)
- Smaller Size
- Lower Cost (up to 30%)
- Better Reliability
- Fast Track Custom Designs
- ISO 9001 Certified
- Ask for Our New Catalog!

Call: **607-754-9187, ext. 3048**  
for details. Get technical data  
from ERG's world wide web site:  
**<http://www.ergpower.com>**  
Or fax us at **(607) 754-9255**.



See Us at SID '97 Booth 319

Circle no. 110



## display continuum

so that it doesn't spoil," you might protest in frustration. Yes, and I just want to write my column and send an occasional e-mail. So, why can't I get a reasonably priced and simple-to-use product that does just that? Why

do I have to go through innumerable steps to try to install an e-mail program that eventually leads me to a dead-end error message that says it can't find a carrier when I know it's plugged into a working and dedicated phone

line? Why do I find out after a dozen tries that the reason my Windows changes didn't take effect was because I didn't exit in exactly the right sequence? Even the help menu just said "exit" - it didn't say it had to be through a special and apparently unique sequence.

*And that is why I think the current era of PC growth is coming to an end.* Now, don't get me wrong. I am not suggesting that the PC will disappear. Not at all. But, on the other hand, it's not going to continue to proliferate at the growth-rate of the past few years to become the ubiquitous information center in homes and businesses, the way some folks expected. When something becomes too difficult and time-consuming for even technically educated people to use, what are the chances that the average non-technical person can learn to enjoy the experience?

Out of helpless desperation, many of today's families have learned to rely on their teen-age kids to keep their home computers running. As teen-agers, we human beings seem to have an incredible capacity for absorbing trivia. Not only that, we have lots of free time and we are exceedingly curious. The computer becomes a challenge - a puzzle that demands to be solved. And, in any case, staring at the glowing screen is ever so much more fun than mandatory home-work duty.

However, by the time we reach adulthood most of us lose these talents and become "average persons." As "average persons" we lose our inquisitiveness and don't even particularly like the personal computer. In a recent *Business Week* survey of inventions that average Americans said they couldn't live without, the automobile was first at 63%, followed by the light bulb at 54%, the telephone at 42%, and television at 22%. The personal computer came in at 7.6% just behind the blow-dryer at 7.8%. The microwave oven was perceived as almost twice as important at 13%.

Consider this, how many hours are you willing to spend learning how to operate the next blow-dryer you buy? Whatever your answer is, that's how much time I would like to spend learning how to use a new word-processor or a new e-mail device.

Often, I think we technologists take ourselves a bit too seriously. We proclaim how the Internet is going to change civilization and how the information society will convert the world from "atoms to bits." It's kind of fun to



# SOLUTIONS

**We build instruments.** But we're in the business of providing solutions. MKS builds the most exacting and reliable gas management instrumentation in the world — instruments that measure, control, isolate, calibrate and analyze gases in many different vacuum processes. But to our customers, our real products are the solutions our instruments bring to these manufacturing processes. So we build products that are more repeatable, more accurate and offer the highest levels of performance. We focus on excellence around the process, from our research and development people who listen to your needs, to innovative engineering and design systems, to a solid worldwide engineering, sales and service network that helps you bring our products together to create a solution. Because when you're in the business of providing solutions, nothing less than the most complete solution will do.

To find out more about MKS solutions, call us at 1-800-227-8766.

Six Shattuck Road, Andover, MA, USA 01810 Tel: (508) 975-2350 Fax: (508) 975-0093  
e-mail: [mks@mksinst.com](mailto:mks@mksinst.com) <http://www.mksinst.com> ©1997 MKS Instruments, Inc. All rights reserved.



put it all in perspective. We're changing civilization all right - just not quite as much as the blow-dryer. If that doesn't put a smile on your face, you are in need of an immediate and lengthy sabbatical!

The problems and challenges of today become the opportunities of tomorrow.

*I believe the complexities we have created with the PC will lead to the dawning of The Era of the Information Appliance.*

The PC will certainly continue to improve and grow, but at a much slower rate. The exciting new growth will be in compact e-mail devices that sit by - or become part of - our telephones, TV-set-top boxes that allow us to "surf" the Internet as easily as we surf today's content-free cable channels. We will do it with minimal need to think and interact because that's all we're capable of at day's end, sprawled on our couches. We will have truly lightweight laptops on which to do the simple word-processing, business-card storage, e-mail, and telephone/fax dialing that meets the needs of most of us - and the batteries won't go dead after two or three hours. Many of these machines will be further specialized based on our particular occupations, such as the ones already being used by rental car agencies and by FEDEX and UPS drivers. And there will be plenty of specialized game machines with a variety of displays, including head-mounted ones. We will specialize just as we have in every other technology area in the history of mankind.

And I can hardly wait. I want to *enjoy* all of these things. I get no pleasure from reading 2-in.-thick manuals for every function I want to perform. I get no pleasure in knowing that the information I learn today will be obsolete next year, and I will have to re-learn it all in a different format. I get no pleasure in having to call help lines that tell me (after multiple menu choices) that "All our customer-service representatives are busy. Good-bye."

The opportunities for us in the display business will be about as boundless as boundless can get. Each of these information appliances will need its own customized and specialized display. A great variety of shapes, sizes, and technologies will be needed. Specialization demands optimization. Just as liquid crystals allowed the digital-watch business to succeed and later created the laptop-computer business, other display technologies will facilitate products that have yet to be conceived. *Historically, in the display business new tech-*

*nologies have not done nearly as much to displace existing products as they have to create new markets and new opportunities.*

Such opportunities exist today in better ways to inform us while we are mobile, stimu-

late us at sports and other events, compete for our attention in retail environments, and educate us as we participate in various indoor and outdoor activities. We will need large displays, bright displays, non-video displays,

# Put your CRT on a Diet



## TFT LCD Monitors from CTX

This is definitely in and the affordable PanoView 600 LCD monitor is definitely here. At just 1 3/4" thick, this compact, high resolution, SVGA flat monitor can fit anywhere.



Same image as 14" CRTs.

Go ahead, put one on your desk or hang it on the wall - CTX LCD monitors are light, bright and just right for a variety of applications.

### PanoView 600 Features:

- SVGA 800 x 600
- 12.1" diagonal viewing area (same as 14" CRTs)
- Direct Analog RGB input (no interface card required)
- 1/10th the size of conventional CRTs

CTX is a world leader in LCD products with a complete line of TFT LCD color monitors. Call us today tollfree - **1-888-CTX-OPTO.** (289-6786)

**CTX**

CTX Opto, Inc.

www.ctxopto.com



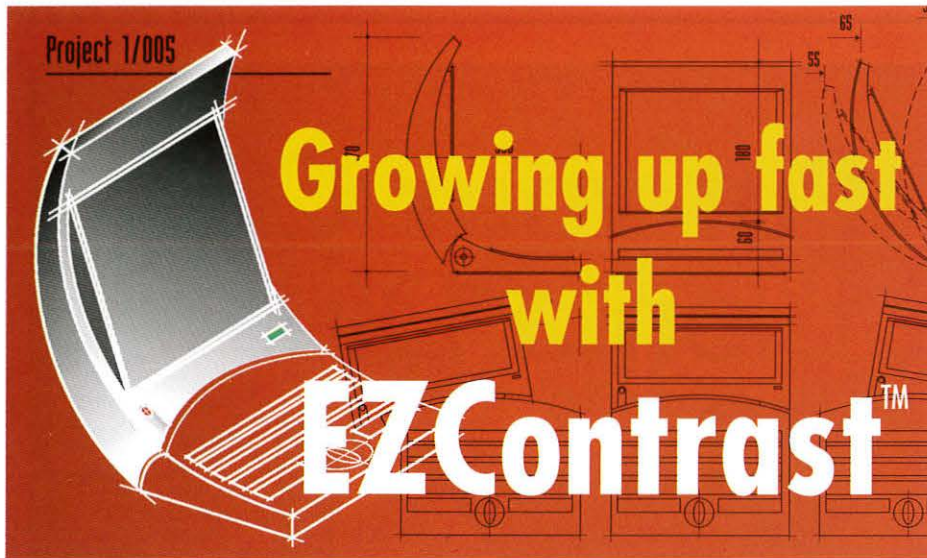
## display continuum

wrap-around displays, and displays that "go bump in the night." It's going to be a lot of fun for all of us. Perhaps, the Society for Information Display should adopt as its slogan, "lighting up the world with information."

Yet another piece of good news is that all this variety may provide new and interesting opportunities to develop display technologies without the massive investments required for anyone to attempt to compete in the well-

entrenched LCD business. The concept of competing against core LCD products with new "leapfrog" display technologies may turn out to be not much more than wishful thinking, whereas developing a new display technology for a specialized and modest-size market will, I believe, be a more manageable undertaking. But even here, success will come only to those who develop *both* an interesting technology and a carefully considered and sensitive understanding of the products needed to serve the customers within each newly developing market.

I look forward to seeing many of you at this year's SID Symposium in Boston. I always enjoy sharing ideas with you, but it's especially great in person. However, just in case that doesn't work out, you can still contact me by phone at 206/557-8850, by fax at 206/557-8983, by e-mail at silzars@ibm.net, or send me a paper missile at 22513 S.E. 47th Place, Issaquah, WA 98029. ■



Realizes a **+/- 80°** incident angle, **0-360°** azimuth angle coverage colorimetric characterization in less than **1 minute.**

Through fast, simple and accurate measurements and analysis of:

- > **Photometric**
- > **Colorimetric**
- > **Optical**

properties and characteristics versus viewing angle and under various device conditions

(illumination, voltage, temperature...). Suitable for LCDs and FPDs components evaluation (contrast, transmittance, reflectance, tilt angle, retardation...) in R&D, Production and QA.



ELECTRONICS FOR DISPLAYS AND IMAGING DEVICES

4 rue Alfred Kastler 14000 CAEN - France

Phone : + 33 2 31 94 76 00 - Fax : + 33 2 31 47 37 77

E-mail : eldim@eldim.fr - Internet address : <http://www.eldim.fr>

See Us at SID '97 Booth 217

76 Information Display 4&5/97



Circle no. 113

### Internet Consulting and Database Research

Get on the "Net." Training, lectures, Web sites, and consulting by the former Executive Director of the Internet Society. Visit the SID homepage at

<http://www.sid.org>


Database research. Patent Searches, Technical Literature, Competitive Analysis, Market Research, Demographics

**H.L. Funk Consulting**  
7 Diane Court  
Katonah, NY 10536  
Telephone/Fax: 914-232-3530  
E-mail:  
[consult@hlfunk.com](mailto:consult@hlfunk.com)

Circle no. 114



# FPD Fabs Trust and Rely on Apex...



## **APEX – THE ADVANCED CLUSTER TOOL FOR FPD PHOTORESIST COAT, DEVELOP, COLOR FILTER, AND CLEANING**

FPD fabs demand reliable, flexible process tools. These tools must offer multi-process capabilities, reproducible results, high uptime, increased yields – the keys to high-volume FPD production. APEX provides the

### **PRODUCTION- AND COST-PROVEN SOLUTION**

for flat panel display technologies.

With APEX's intelligent design, substrates are transferred


**FROM ONE CENTRAL POINT.** No transfer lanes. Smaller

footprint. Higher throughput.

Higher yield. Makes sense, doesn't it? FPD fabs trust and rely on APEX.

*"IQT demands strong performance and high uptime reliability from the process tools supporting our line. SSI's APEX has met and exceeded our requirements. It is unquestionably a key contributor to our success."*

Scott Holmberg  
President/CEO,  
Image Quest Technologies, Inc.



*"After evaluating multiple vendors, we chose the APEX system. Its compact size and high throughput capability meet the requirements for high-volume manufacturing applications."*

Dr. Malcolm Thompson  
CEO dpiX, a Xerox Company

Circle no. 115

- ◆ Production-Proven Design
- ◆ High Throughput/Small Footprint
- ◆ Reproducible Results
- ◆ Full Range of Substrate Sizes
- ◆ Extensive Process Experience



*Semiconductor  
Systems  
Inc.*

See Us at SID '97 Booth 331/333

47003 MISSION FALLS COURT FREMONT, CALIFORNIA 94539 USA TEL 510 683 8858 FAX 510 656 3226  
PROCESS EQUIPMENT FOR THE NEW MILLENNIUM  
AN FSI INTERNATIONAL COMPANY



# terrapi<sup>TM</sup>n hardcoated films are rewriting industry standards



Tekra ATG customers demand products that keep pace with the continual improvements in technology. That's why we created Terrapin Hardcoated Films.

- Passes the Critical 3H Pencil Hardness Test
- Superior Adhesion and Clarity
- Exceptional Light Transmission
- Outstanding Chemical and Scratch Resistance

Terrapin technology has been specifically designed to provide outstanding performance on a wide range of display applications including A/R coating, ITO sputtering, and polarizers.

Discover the Terrapin difference today!

See Us at SID '97 Booth 1132/1134



Advanced Technologies Group

Circle no. 116

16700 W. Lincoln Ave. New Berlin, WI 53151-2700 USA




TEKRA ATG HARDCOATED FILMS

For information or to order terrapi<sup>TM</sup>n products,  
call: 800.448.0291 Fax: 414.797.3276




## THE NEW Lithography

LARGE AREA  
SCANNING PROJECTION



High performance color  
EL panels by Planar Systems, Inc.  
Beaverton, OR



Color filters for AMLCD (120X)  
ImageQuest Technologies, Inc.  
Fremont, CA

**Put this new cost  
savings technology  
to work in your  
production line  
with the  
Tamarack  
Series 300**

- 500 x 600 mm substrates
- 4 micron resolution
- large depth of field





**Tamarack Scientific**  
1040 N. Armando Street  
Anaheim CA 92806  
(714) 632-5030  
Fax (714) 632-1455

Circle no. 117

See Us at SID '97 Booth 310

## SEE SPOT. SEE SPOT ACCURATELY.

Exact  
spot  
display  
measurement  
with  
**RadOMAcam.**



Gamma Scientific's new RadOMAcam gives you absolute accuracy in display measurement. Featuring a unique, patent-pending AVS viewing system and polarization de-coupling, RadOMAcam combines state-of-the-art electronics with sophisticated camera technology. It works by superimposing an image of the exact measurement aperture area onto the display image. You see exactly what you're measuring. No polarization. No shadowing. No inaccuracy.

RadOMAcam comes with Windows™-based spectral control and analysis software, and is ideal for CRT, LCD, and flat panel display applications.

For error-free spot measurement, call Gamma Scientific today, ask for our brochure and pricing at **1-800-637-2758**.




**Gamma Scientific, 8581 Aero Drive, San Diego, CA 92123**  
**619/279-8034 • (FAX) 619/576-9286**

See Us at SID '97 Booth 701

Circle no. 118

### PERSPECTIVES FROM PALOMAR PRODUCTS



**For Today's  
Anisotropic  
Film Bonding  
Applications**

**You Have To Be  
Well Connected**

#### **Palomar Products IS the solution.**

- A patented self-leveling thermode (SLT) bonding head that eliminates coplanarity issues
- Dual video cameras that facilitate precise alignment and accommodate virtually any size display panel — plus a range of other applications
- Industry standard, time-at-temperature power supplies that ensure reliable bonding parameters
- Plus the applications engineering support to help you design the anisotropic film bonding solution that's ideal **to make the connections you want!**

We've set the industry standards in anisotropic film bonding equipment for over five years — and we continue to offer the most advanced technology available today.

For more information,  
contact the Applications  
Engineering Department,  
Palomar Products, Inc.,  
TODAY at 619-931-3622,  
Fax: 619-931-5191. You can  
also visit our Website at  
[www.palpro.com](http://www.palpro.com).



**PALOMAR PRODUCTS, INC.**  
ASSEMBLY & TEST PRODUCTS  
2051 PALOMAR AIRPORT ROAD  
CARLSBAD, CA 92009

Circle no. 119



QUALITY  
QUALITY  
QUALITY  
QUALITY



# Quality Is Our Tradition.

At Seiko Instruments, quality is a discipline that encompasses everything we do, from development to manufacturing to customer support. Quality is why Seiko Instruments' Liquid Crystal Displays are selected for a broad range of applications and environments. Since we pioneered LCD technology in 1973, our LCDs have been featured in products that have changed the face of telecommunications, handheld computing, medical monitoring, test instrumentation and more.

In a global marketplace, survival depends upon access to new and better technologies. Successful companies turn to Seiko Instruments for innovative LCD designs, including low power passive color and "chip on glass" displays. Why Seiko Instruments? Because our customers believe, as we do, that advanced, competitively priced components should never come at the

cost of quality. That's why Seiko Instruments is a world leader in statistical process control manufacturing. With Seiko Instruments, you can count on LCDs that maintain the highest standards of accuracy, reliability and manufacturing excellence for the life of your products.

To begin a partnership in quality, call Seiko Instruments today. Because quality is our most important tradition.


**SII**   
Seiko Instruments

ISO 9001  
QUALITY ASSURANCE

Seiko Instruments USA Inc.  
Electronic Components Division  
2990 West Lomita Blvd., Torrance, CA 90505 USA  
Phone (310) 517-7771 Facsimile: (310) 517-7792  
www.seiko-usa-eed.com



# Where Opportunity and Preparation Meet.



We are Candescant Technologies, a five-year old company with over 200 skilled employee-shareholders developing a revolutionary new flat panel display called the "Thin CRT." Thin CRTs embody what display engineers have envisioned for over 40 years: a 7mm thin, lightweight, ultra-low power CRT with an image quality that sets new industry standards. In addition to our breakthrough technology, we have gathered an exceptionally experienced management team, a set of powerful corporate allies such as Hewlett-Packard and broad financing (more than \$180 million in committed capital so far) from blue chip investors and corporate partners. We are now preparing to become a major manufacturer of Thin CRTs for notebook computers, desktop monitors and handheld products. We offer a chance to help shape the future of our company and make an indelible mark on our industry. We're looking for world-class professionals in the following areas:

Material Scientists (Ceramic)  
Laser Sealing Engineers  
Vacuum Equipment Engineers  
Mechanical Design Engineers  
Cathode Etch Engineers  
Electro-Chemists  
Yield Engineers  
IC Design Engineers  
Characterization Engineers  
SEM Engineers



CANDESCANT

6320 San Ignacio Avenue, San Jose, CA 95119  
e-mail: [recruit@candescant.com](mailto:recruit@candescant.com)  
408.229.6150, Ext. 2424  
fax 408.229.9463



# Our Customers Are As Varied As Our Films.



By providing the world with the best sputter coated film technology for over a decade, Courtaulds Performance Films has helped a wide variety of industries launch innovative products. Brighter longer-lasting EL lamps, transparent touch panels, membrane switches, specialty two-side-coated satellite blankets, and miniaturized fine-line flex circuits have all benefited from the consistency and cost effectiveness of Courtaulds' sputter coated films. Backed by our superior coating technology, engineering, and technical support, Courtaulds will help you convert ideas into realities. So, no matter what the application, bring your ideas to Courtaulds. We have your film needs covered.



**COURTAULDS  
PERFORMANCE FILMS**

21034 Osborne Street • Canoga Park, California 91304 • 818.882-5744 • FAX: 818.882-6519  
Circle no. 122

See Us at SID '97 Booth 224



# When Image Counts



A Leader For Over 25 Years!

**r a n t e c**

**HIGH VOLTAGE POWER SUPPLIES**




Discom is a registered trademark of Discom, Inc.

RANTEC MICROWAVE & ELECTRONICS, INC. • 1173 LOS OLIVOS AVE. • LOS OSOS CA 93402  
 TEL 805 528 5858 • FAX 805 528 6932 • OUTSIDE CA 800 235 4148 • EMAIL powersys@rantec.com

See Us at SID '97 Booth 522/524

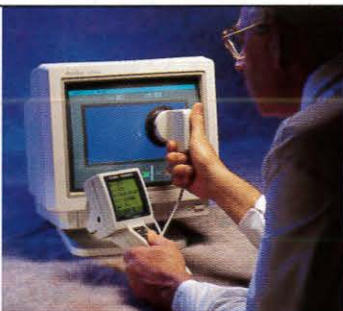
Circle no. 123



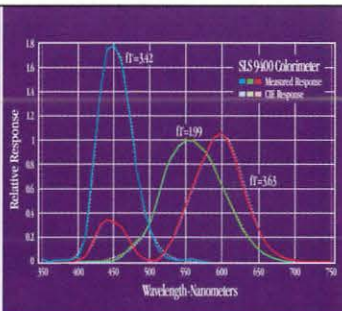
Ultra-simple operation.



Enlarge LCD display.



Super-secure suction.



Lab-grade accuracy.

## The Graseby SLS 9400 Colorimeter. Unsurpassed Performance And Convenience.

Want to make your job easier and more effective?

Pick up the SLS 9400 Colorimeter from Graseby Optronics, a world leader in advanced photometric instrumentation.

First you'll notice its unique ergonomic design. Comfortable. Extremely light weight. And tilted for easy viewing—even when you set the instrument on a tabletop.

Next you'll discover its refreshingly simple operation. Including intuitive, menu-driven commands. A four-position toggle switch that



puts total control at your fingertips. An oversize, backlit LCD display for strain-free viewing. And an RS-232 port for remote operation. It's all so simple, you'll hardly need the instructions.

Then there's the sensor head. You'll enjoy a low-profile design that's perfect for hard-to-reach places. And a vacuum-seal suction cup that holds securely—yet releases in moments.

And the performance? Nothing short of lab grade. A combination of four sensors (others

use only three) closely mirror the CIE tri-stimulus curve, making it ideal for a complete range of demanding applications.

Oh yes—the SLS 9400 also beats competitive units on price, too.

For more information, please call today. (407) 282-1408. Fax (407) 273-9046. Or write 12151 Research Parkway, Orlando FL 32826.

**GRASEBY**  
**OPTRONICS**

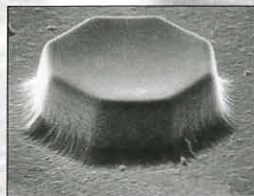
Circle no. 124




# Quality Bumps at Affordable Prices



Gold Bump



SoftBump: Metal Coated Polymer



Flip Chip-on-Glass Test Die

## High Quality Bumps

- Gold bumps for TAB and FCOG
- Soft Bump for FCOG (see photo)
- ISO 9001 in progress
- Exclusive use of Projection Lithography
- Class 100 cleanrooms

*"DTO's gold bumps provide excellent bondability in our TAB process due to their tight control of microhardness and bump height uniformity. Our die visual yields have been exceptionally high."*

Larry Mehringer, Director QRA  
Multichip Assembly, Inc.

## Additional Related Services

- In-house mask design
- TAB and other assembly support
- Solder bump and bond pad redistribution

## Display Driver MCM on Glass

- Eliminates expensive TAB assembly
- Use of high density CuPI technology

## Test Die

- Flip Chip-on-Glass Test Die and matching glass substrates
- Pitches of 76.2 and 100 microns
- Attach to ITO of metals

For more information:

## Diamond Tech One, Inc.

An SI Diamond Technology Company  
12100 Technology Boulevard  
Austin, Texas 78727



Visit our site: [www.diamond.com](http://www.diamond.com)

CALL US FOR A QUOTATION

PHONE: 800-771-6672


FAX: 512-250-2743

E-MAIL: [sales@dto.com](mailto:sales@dto.com)

See Us at SID '97 Booth 444

Circle no. 125

# Taiwan's Largest LCM Manufacturer.



- \* SOLOMON Technology is ISO 9001 & 9002 certified.
- \* We 100% TEST: electrical, visual, optical & environmental.
- \* Lowest failure rate in the industry - less than 1/10th of 1%.  
(Failure rates do not include freight damage or misuse.)
- \* Over 300 standard designs to choose from.
- \* We stock our most popular designs for immediate delivery.
- \* Simple modifications to our standard designs to fit your special needs is not a problem.
- \* Complete custom design is our specialty. From simple LCD designs to ALL-IN-ONE solutions to maximize cost savings.
- \* Modest NREs and the lowest minimum quantity requirements for custom designs in the industry - 1K pieces.

\* Visit us at the SID show in Boston - booth # 618



# SOLOMON

21038 Commerce Pointe Drive, Walnut, California 91789

Sales: (909) 468-3733 ext 3039

Fax: (909) 869-6258

See Us at SID '97 Booth 618

Circle no. 126



## To the Editor:

The publication "Reflective Cholesteric Liquid-Crystal Displays" by J. William Doane and Michael E. Stefanov, published in *Information Display*, Vol. 12, No. 12, p. 18, Dec. 1996, disregards relevant prior work, thus giving readers a false perspective.

That cholesteric liquid-crystal films can exhibit two stable states: a) planar (Grandjean or disturbed), which depending on the helical pitch can exhibit reflection colors, and b) focal-conic (undisturbed), which is light scattering, has been known at least since 1969, see for ex. "Optical Properties of Certain Cholesteric Liquid-Crystal Films," J. E. Adams *et al.*, *J. Chem. Phys.*, Vol. 50, No. 6, p. 2458 (1969) or "Electric-Field-Induced Color Changes and Pitch Dilation in Cholesteric Liquid Crystals," F. J. Kahn, *Phys. Rev. Lett.*, Vol. 24(5), p. 209 (1970), or many other subsequent publications.

Already in 1972, Dir *et al.*, in perhaps the most comprehensive paper on the subject, "Cholesteric Liquid Crystal Texture Change Displays," *Proc. SID*, Vol. 13/2, p. 105 (1972), described the same elements of reflective cholesteric texture change displays as presented today: two stable states, a color reflecting planar state and a scattering focal-conic state (memory) electrical switching between the two states; a transient planar texture; gray scale; low power consumption and dark background. Liquid crystals with polymers only became known in 1985 and therefore were not used in this work.

Since these papers, and others, precede the use of polymers in liquid crystals by 13-16 years, it is incomprehensible that the authors of "Reflective Cholesteric Liquid-Crystal Displays" were surprised by the fact that "polymers were not needed at all to create the display features"!

Study of the use of cholesterics in displays [was] not "stopped abruptly around 1970". See for ex. *SID Intl. Symp. Digest Tech. Papers* 1971 p. 132; 1973 p. 44; 1977 p. 95; 1979 p. 114; 1985 p. 135; *Molecular Crystals and Liquid Crystals*, Vol. 25, p. 19 (1974); *J. SID* 11, 14 (1974) and others.

— Werner E. Haas  
Fellow, SID  
Webster, N. Y.

## Dr. Doane responds:

The invited article, "Reflective Cholesteric Liquid-Crystal Displays," is a brief overview of the display technology under development

at Kent Displays, Inc. and Kent State University. The article was not intended as a review of the various cholesteric display technologies or the vast literature on cholesteric materials. The authors regret their one short paragraph

# Flat Panel Test Solutions



**AMLCD Cell Verification**



**Subassembly Test**



**Performance Verification**



**Production Test**

We specialize in display test products, services, and integrated systems. From cell assembly to end-item product test, we offer standard and custom solutions for your AMLCD interface, stimulus, and measurement challenges.



## Westar Corporation

314/298-8748 x286 • www.westar.com/esg • Fax: 314/298-8067



## letters

and two references on past work have been interpreted as not giving justice to the pioneers in the field.

In the late 1960's and early 1970's, there was a burst of activity on cholesteric displays.

Following that activity, coming largely from Xerox, literature on cholesteric display technology became meager compared to other liquid-crystal technologies such as TN, STN, AMLCD, FLC, and ECB based on nematic

and smectic phases. Lasting for more than a decade up until almost 1990, display activity involving cholesteric materials lay comparatively dormant. Revival of interest came in later years. The work on Ch-LCDs at Kent State University was first published in 1991. A review of all that past work at Xerox, Westinghouse, RCA, and in Europe would indeed make for fascinating reading.

Finally, we note for the record that Mr. Haas has been retained as a paid expert witness against Kent State University in litigation concerning a patent on cholesteric liquid-crystal technology, which is the subject of our article.

*- J. William Doane  
Vice President  
Research & Development  
and Chief Science Officer  
Kent Displays, Inc.*

### To the Editor:

#### FED Patents


In his informative article "Asian Flat-Panel Industry Surveyed in Oregon Workshop," [ID Nov. 1996 - Ed.] Ted Lucas mentions that "... the basic FED patent is held by Jean P. Biberian" of France. Mr. Lucas also noted that Asian companies hold "a total of 37 issued patents on FED technology."

In a recent judgment by a Paris (France) court, a ruling was handed down that while the Biberian patent was not infringed by the glass portion of PixTech's FED design, the means for holding unaddressed columns at a fixed (*e.g.*, zero) voltage was an infringement. Since this patent was also filed in Germany, it is likely that the German courts will rule likewise.

PixTech has exclusive rights to the LETI patents, which were the object of this lawsuit. In order to provide an unencumbered use of the LETI patent portfolio for PixTech, CEA (The French Atomic Energy Commission, of which LETI is a research laboratory) has recently purchased all rights to the Biberian patents, and included them in the patents to which PixTech has exclusive access, and which it sub-licenses to its alliance partners Motorola, Raytheon and Futaba.

A second, unrelated objection had been voiced from time to time concerning the fun-

# FPD Service Center



Matrix combines its *Technical Expertise* with *Logistics Management* to be your **Flat Panel Display Service Center:**

#### Technical Expertise

Prototype Development  
Product Consulting  
FPD and Processor Repairs  
Failure Analysis

#### Logistics Management

Customer Call Center  
Bar Code Inventory Control  
Advance Exchanges  
Status Reports

**Call Us Today !**

**We tailor custom service programs for:**

- Complete product service
- In and out-of-warranty repairs
- End-of-life product support

**MATRIX**  
PORTABLE COMPUTER SERVICES

**800-737-3955**

13581 Pond Springs Road, #315, Austin, Texas 78729  
<http://www.matrixintl.com> • Fax: 512-219-0021



damental PixTech "resistive layer" patent, a seemingly essential element of any microtip or Spindt-tip FED emitter. A Dr. Lee is said to have worked on a resistive-layer concept prior to the LETI application. This patent was resubmitted to the U.S. Patent Office and re-examined in light of Dr. Lee's work. In a recent ruling, the LETI resistive-layer patent was upheld by the U.S. Patent Office.

Further, you will be pleased to learn, the PixTech Alliance portfolio now contains over 122 issued patents in addition to 168 patent applications.

- Tom Holzel  
V.P., Marketing & Sales  
PixTech, Inc. ■

**16**

**97**

**NOVEMBER**

*Fifth Color Imaging  
Conference: Color Science,  
Systems & Applications*

SCOTTSDALE, ARIZONA  
NOVEMBER 17-20, 1997

- An international multidisciplinary forum for dialogue on:
  - Creation and capture of Color Images
  - Color Image reproduction and interchange
  - Co-sponsored with IS&T.

**SID '97**

**Boston, Massachusetts  
Hynes Convention Center  
May 11-16, 1997**

*Please send new product releases or news items to Joan Gorman, Departments Editor, Information Display, c/o Palisades Institute for Research Services, Inc., 201 Varick Street, New York, NY 10014.*


**Measure film stress more accurately.**

As geometries continue to shrink, film stress is causing more problems - like voids, cracks, hillocks...

But with Tencor's FLX line of stress measurement systems, you can diagnose stress problems more accurately, precisely - and *quickly*.

You can measure either intrinsic or thermal stress - at temperatures up to 900°C! At the touch of a button you can auto-

matically compute virtually any kind of stress data you might want - from expansion coefficients to the modulus of elasticity. And view stress trends and maps.



Tencor: The Smart Way To  
**De-Stress**  
Your Processes.

All with the ease of Windows.™

No wonder Tencor is the world standard for stress measurement! To get all the details, just call...

Metrology Division  
Tencor Instruments  
One Technology Drive

Milpitas, California 95035

(408) 571-3000. Fax: (408) 571-2700.

<http://www.tencor.com>.

Windows is a trademark of Microsoft Corporation.

**Tencor**

Circle no. 129

For a bright future...



**PHOSPHOR  
TECHNOLOGY**

- Cathode Ray Tubes
- Field Emission Displays
- Plasma Displays
- X-Ray Image Intensifiers
- X-Ray Medical Imaging
- X-Ray Digital Imaging
- Non-Destructive Testing
- Laser Detection
- Scintillation
- Dental Ceramics
- Security Printing

Phosphors for:

Phosphor Technology Limited

Middle Street, Nazeing, Essex EN9 2PL, England  
Fax +44 (0) 1992 893729 Tel +44 (0) 1992 893424  
[Http://www.phosphor.demon.co.uk](http://www.phosphor.demon.co.uk)  
E-mail : [ptl@phosphor.demon.co.uk](mailto:ptl@phosphor.demon.co.uk)


CONTACT : Gerry Sorce

Circle no. 130



## Gerome Manufacturing Company, Inc.

Introduces a New Innovation in Vinyl-clad  
Product Design and Manufacturing



Gerome Manufacturing Company has a patented technique to provide instrumentation enclosures with two useful and unique features:

- A continuous metallic, conductive and shielding path around the instrument, requiring no welding or riveting.
- An exterior of attractive, tough, insulating vinyl, requiring no painting.

We feature Arvinyl Laminated Materials in the products we produce. These products come in a variety of colors and textures. Custom colors can also be produced.\*

Vinyl can be laminated to a variety of base metals such as carbon steel, electrogalvanized steel, stainless steel, hot-dipped galvanized steel, and alloys of aluminum.

Gerome's engineering department can assist you in the design of your product, from new lines to changing existing painted products to a vinyl-clad material.

We have performed cost studies for manufacturing both painted and vinyl products, and have found that it is more cost effective to produce vinyl-clad products than painted products, and at the same time produce a much higher quality product with vinyl. Call for details or a sample.

\*Custom colors require a minimum quantity order. Call for specific details.



### Gerome Manufacturing Company, Inc.

403 N. Main Street • P.O. Box 747  
Newberg, OR 97132  
Phone: (503) 538-8356  
Fax: (503) 538-1090  
E-mail: gerome@teleport.com

Oliver Road • P.O. Box 1089  
Uniontown, PA 15401  
Phone: (412) 438-8544  
Fax: (412) 437-5608

See Us at SID '97 Booth 408

Circle no. 131

# SID '98


Anaheim, California

Anaheim Convention Center

May 17-22, 1998

Mark Your Calendar Now!

## QUALITY GLASS!




- Custom Glass Melting in Platinum
- Laboratory Test Melts
- Production Volumes

VIOX considers our customers' needs for purity, service, and confidentiality all important. Look to us as a partner, able to deliver the ultimate in custom melted, fritted, or powdered glass products. We can melt to your proprietary formula, up to 2000 pounds in a single platinum pot. This provides

uniform consistency. So team up with VIOX's 40 years of glass manufacturing for a great composition.

For more information or a sample melt, contact:



**VIOX**  
CORPORATION

6701 Sixth Ave. S.  
Seattle, WA 98108  
(206) 763-2170  
Fax (206) 763-2577

**ELECTRONIC GLASS MATERIALS**

Circle no. 132

### INNOVATION IN EQUIPMENT DESIGN

#### KURDEX/THIN FILM EQUIPMENT DIVISION

TOTAL THINFILM SOLUTION : PVD, EVAP, PECVD, RIE, STRIP

FOR PRECISION FLAT PANEL DISPLAY PRODUCTION



Contact:  
Kurdex Corporation  
343 Gibraltar Dr.  
Sunnyvale, CA 94089, USA  
Tel (408) 734-8181, Fax (408) 734-5151

**Substrate size:** Up to 600 x 750 mm or Batch Of Small Substrates.

**Sputter:** Metals, Semiconductors, Insulators, Reactive, Non-reactive, (In-line, Box Coater)

**Evaporation:** Metals, Semiconductors, Insulators, CdSe (for EL, FED & TFT)

**Plasma Enhanced CVD:** SiN<sub>x</sub>, SiO<sub>2</sub>, a-Si, n+a-Si, H-a-Si

**Reactive Ion Etcher:** Ta, SiO<sub>2</sub>, ITO, a-Si, SiN<sub>x</sub>, n+a-Si, Polyimide etc.

**Strip:** Photo Resist

\*Excellent uniformity \* high temperature precise heating \* cassette to cassette automatic substrate loading or CSTS (cassette-less substrate transfer system) option \* fully automatic process controller \* ease of maintenance \* high uptime \* low particle \* high yield \* modularity \* excellent reliability \* small foot print \* bulk head clean room mounting

See Us at SID '97 Booth 205

Circle no. 133



Introducing  
the ultimate  
screen test.



**Minolta's new CS-1000 Spectroradiometer. It turns in a winning performance measuring light and color...every time.**


Now you can get CRT, LCD, lamp and LED testing right on the first "take."

The CS-1000 offers the perfect combination of absolute accuracy, short-term repeatability and high speed for dozens of applications.



**Performs solo or with a PC.**

Lightweight and portable, the CS-1000 can measure luminance, color and relative color temperature either as a stand-alone unit or connected to a PC. It includes user-friendly, flexible Windows™-based software that lets you easily display, calculate, print and store measured results.



The CS-1000 utilizes autosynchronization for greater accuracy while sensor cooling improves the S/N ratio for precise low-luminance measurement. Plus, its minimal polarization error is ideal for measuring LCDs.

Minolta. The world leader in optical technology brings you another star performer: the CS-1000 Spectroradiometer. **For more information, call toll free 1-888-ISD-COLOR today, or check out our Website at [www.minoltausa.com](http://www.minoltausa.com)**



**MINOLTA**

INSTRUMENT SYSTEMS DIVISION

ISO 9001 CERTIFIED



## Display Technology

### The 17th International Display Research Conference and Workshops (IDRC '97).

Co-sponsored by SID and the Advisory Group on Electron Devices (AGED) in co-operation with the IEEE Electron Devices Society.

Contact: Ralph Nadell, Palisades Institute for Research Services, Inc., 201 Varick Street, Suite 1006, New York, NY 10014; 212/620-3341, fax -3379, e-mail: rnadell@newyork.palisades.org.

Sept. 15-19, 1997 Toronto, Canada

### 1997 Flat-Panel Display Strategic Forum and Technical Symposium.

Co-sponsored by the University of Michigan, Center for Display Technology and Manufacturing. Contact: R. Donofrio, Display Device Consultants, 6170 Plymouth Rd., Ann Arbor, MI 48105; 313/665-4266, fax -4211.

Sept. 22-23, 1997 Ypsilanti, MI

### The Third International Conference on the Science and Technology of Display Phosphors.

Co-sponsored by the Phosphor Technology Center of Excellence, Defense Research Projects Agency, and Society for Information Display. Contact: Bill Klein, Palisades Institute for Research Services, Inc., 201 Varick Street, Suite 1006, New York, NY 10014; 212/620-3377, fax -3379, e-mail: bklein@newyork.palisades.org.

Nov. 3-5, 1997 Huntington Beach, CA

### Fifth Color Imaging Conference: Color Science, Systems & Applications.

Co-sponsored by IS&T and SID. Contact: IS&T, 7003 Kilworth Lane, Springfield, VA 22151; 703/642-9090, fax -9094.

Nov. 17-20, 1997 Scottsdale, AZ

### Electronic Information Displays (EID '97).

In association with the Society for Information Display. Contact: Association Exhibitors; +44-1822-614671, fax -614818.

Nov. 18-20, 1997 Surrey, U.K.

### The Fourth International Displays Workshop (IDW '97).

Co-sponsored by the Institute of Television Engineers of Japan and the Japan Chapter of SID. Contact: IDW '97 Secretariat, c/o The Convention; +81-3-3423-4180, fax +81-3-3423-4108.

Nov. 19-21, 1997 Nagoya, Japan ■

## SID honors and awards nominations

Nominations are now being solicited from SID members for candidates who qualify for SID Honors and Awards.

- **FELLOW.** Conferred annually upon a SID member of outstanding qualifications and experience as a scientist or engineer in the field of information display, and who has made a widely recognized and significant contribution to the advancement of the display field.
- **JAN RAJCHMAN PRIZE.** Awarded for an outstanding *scientific* or *technical* achievement in, or contribution to, research on flat-panel displays.
- **KARL FERDINAND BRAUN PRIZE.** Awarded for an outstanding *technical* achievement in, or contribution to, display technology.
- **JOHANN GUTENBERG PRIZE.** Awarded for an outstanding *technical* achievement in, or contribution to, printer technology.
- **LEWIS & BEATRICE WINNER AWARD.** Awarded to a SID member for exceptional and sustained service to SID.
- **SPECIAL RECOGNITION AWARDS.** Granted to members of the technical, scientific, and business community (not necessarily SID members) for distinguished and valued contributions to the information-display field. These awards may be made for contributions in one or more of the following categories: (a) outstanding technical accomplishments; (b) outstanding contributions to the literature; (c) outstanding service to the Society; and (d) outstanding entrepreneurial accomplishments.

Nominations for SID Honors and Awards must include the following information, preferably in the order given below.

1. Name, Present Occupation, Business and Home Address, Phone and Fax Numbers, and SID Grade (Member or Fellow) of Nominee.

Send the complete nomination - including all the above material - to the Honors and Awards Chairman, Dr. John A. van Raalte, Thomson Tubes and Displays, Av. du General De Gaulle, Genlis, France 21110 by **October 1, 1997.**

2. Award being recommended:  
Fellow\*

Jan Rajchman Prize  
Karl Ferdinand Braun Prize  
Johann Gutenberg Prize  
Beatrice Winner Award  
Special Recognition Award

\*Fellow nominations must be supported and signed by at least five SID members.

3. Proposed Citation. This should not exceed 30 words.

4. Name, Address, Telephone Number, and SID Membership Grade of Nominator.

5. Education and Professional History of Candidate. Include college and/or university degrees, positions and responsibilities of each professional employment.

6. Professional Awards and Other Professional Society Affiliations and Grades of Membership.

7. Specific statement by the nominator concerning the most significant achievement or achievements or outstanding technical leadership which qualifies the candidate for the award. This is the most important consideration for the awards committee, and it should be specific (citing references when necessary) and concise.

8. Supportive material. Cite evidence of technical achievements and creativity, such as patents and publications, or other evidence of success and peer recognition. Cite material that specifically supports the citation and statement in (7) above. (Note: the nominee may be asked by the nominator to supply information for his candidacy where this may be useful to establish or complete the list of qualifications).

9. References. Fellow nominations must be supported by the references indicated in (2) above. Supportive letters of reference will strengthen the nominations for any award.





## High Speed-High Voltage Amplifiers

**ISO 9001 Certified**

**MIL-STD 1772 Certified**

**MIL-H-38534 QML**

Today's sophisticated graphic imaging displays demand high speed response. MSK's high speed hybrid video amplifiers meet this demand in a compact package while maintaining system bandwidth and transition times.

**These new amplifiers are designed specifically to drive today's leading edge systems, such as:**

- High Resolution RGB Displays
- High Resolution Monochrome Displays
- Airborne and Helmet Mounted Displays
- HDTV
- RS-170, RS-343 Interfacing
- Electro Magnetic Deflection Control Amplifiers
- Electrostatic Deflection

### Ultra High Speed/Voltage Video Amplifier

#### 1932 Series

- Low Cost Complete Amplifier System
- 100Vpp Output Signal Into 10pF
- Ultra Fast Transition Times: 1.7nS @ 50Vpp
- User Adjustable Contrast and Brightness
- TTL Compatible Blanking
- On Board DC Reference Output
- Customized Versions Readily Available



### Ultra High Speed/Voltage Negative Output Video Amplifier

#### 1933 Series

- Low Cost Complete Amplifier System
- 100Vpp Output Signal Into 10pF
- Ultra Fast Transition Times: 2.5nS @ 50Vpp
- User Adjustable Contrast and Brightness
- TTL Compatible Blanking
- On Board DC Reference Output
- Customized Versions Readily Available



### High Voltage, High Speed Differential Op-Amp

#### Model 130

- Wide Supply Voltage Range:  $\pm 15V$  to  $\pm 200V$
- High Output Current:  $\pm 200mA$
- FET Input
- Fast Slew Rate -  $300V/\mu S$  Typ
- Electrically Isolated Case
- Low Cost



### Wide Bandwidth, High Voltage CRT Video Amplifier

#### 640 Series

**This series features:**

- 175 MHz Bandwidth
- 75 Vpp Output Swing
- 2nS Transition Times
- Positive and Negative Output Voltage Versions Available
- Drives 8.5 pf Load
- Replacement for CR3424R



### High Speed Power Op-Amp

#### 1461 Op-Amp

The MSK 1461 high current, high voltage op-amp is designed for yoke drive, deflection, auto test and other applications requiring high speed at high current and high voltage levels.

**This amplifier features:**

- 65 Vpp Output Voltage Swing
- Wide Supply Range  $\pm 15V$  to  $\pm 45V$
- $\pm 750$  mA Output Current
- 1.2 GHz Gain Bandwidth Product
- 500 V/ $\mu S$  Slew Rate
- VMOS Output - No Secondary Breakdown
- User Adjustable Current Limit Capability



**ISO 9001**

**MSK**  
M.S. Kennedy Corporation

8170 Thompson Rd. • Cicero, NY 13039  
Phone: (315) 699-9201 • Fax: (315) 699-8023  
Circle no. 135





ENABLING LCD MONITORS

- SUPPORTS ALL LCD PANELS - TFT/CSTN
- BEST PRICE/PERFORMANCE
- FASTER TIME TO MARKET

THE ULTIMATE LCD DRIVING ENGINE™



### OPEN FRAME LCD MONITOR KITS

#### DIGITAL-BUS CARD

S550/S555



PCI

#### ANALOG (CRT LIKE) MONITOR BOARDS


CHEETAH/PANTHER



Analog RGB  
VGA/SVGA/XGA/SXGA  
TFT/CSTN



S545



ISA

COUGAR



Analog RGB  
VGA • TFT

#### SUPPORTING LCD PANELS BY

SHARP

NEC

HITACHI

SANYO

LG

MITSUBISHI

PHILIPS

KYOCERA

TOSHIBA

SAMSUNG

### OEM LCD MONITOR SOLUTIONS



LCD Monitor  
ASIC



LCD Monitor Board  
with OSD Firmware

Analog RGB  
VGA/SVGA/XGA  
TFT/CSTN

#### SAGE VALUED DISTRIBUTORS

BELL

MICROPRODUCTS

1-800-995-1999

JACO

1-800-989-5226

MARSHALL

1-800-800-2970

MILGRAY

1-800-476-9002

REPTRON

1-800-800-5441

WYLE

1-800-318-9953

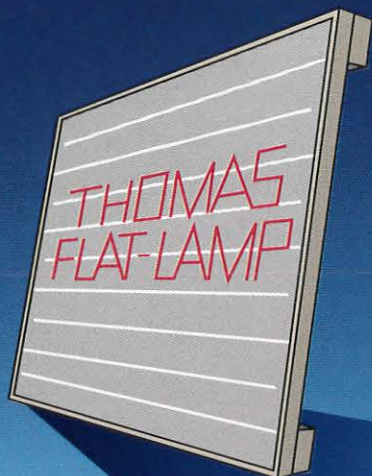
Sage, Inc. • 4633 Old Ironsides Drive • #420 • Santa Clara • CA 95054

408-748-0500 • 408-748-8540 fax

<http://www.sageinc.com> • e-mail: [info@sageinc.com](mailto:info@sageinc.com)



# ONE RELIABLE SOURCE FOR TWO DISPLAY TECHNOLOGIES



## CRT

### STATE OF THE ART CRT TECHNOLOGY

The leader in CRT design and manufacturing since 1948, Thomas offers the greatest breadth of designs of any CRT producer. Thomas CRT's are used with confidence in high performance display systems that service the military, commercial, and industrial markets worldwide.

Our engineering staff is the largest in the industry dedicated to the design and support of special purpose CRTs in all sizes from miniature to large area. Typical CRT applications include Automotive, Avionics, Infrared Imaging, Medical Imaging, Photo-Imaging, Projection, Test Instruments and Virtual Reality, among others. Our products are produced at three fully integrated manufacturing plants guaranteeing our customers multi-source protection with single source procurement.

Please contact us to learn more about how our design and manufacturing capability can fulfill your CRT requirements.

## LCD BACKLIGHTING

### THOMAS FLAT LAMPS® OFFER MANY UNIQUE ADVANTAGES

For applications with color LCD displays for military, medical, as well as commercial ATM displays, Thomas flat fluorescent lamps are designed to eliminate problems associated with other LCD backlights. They offer many unique advantages such as state-of-the-art brightness, efficiency, and uniformity demanded today.

Advantages include compact spacing between adjacent discharge length, unique HG vapor control feature that guarantees high luminous efficiency, and ultra compact design that minimizes non-useful area, especially at the borders. All with minimal tooling and set-up costs. And there's no need to change the operational voltages or currents to enjoy the benefits of Thomas' Flat-Lamp technology. You can use the same cathode (hot or cold) and same discharge parameters used with conventional tubular lamps. So make Thomas Flat-Lamps your backlights to the future, today.

## THOMAS ELECTRONICS

Thomas Electronics, Inc., 100 Riverview Drive, Wayne, New Jersey 07470. (201) 696-5200. Fax: (201) 696-8298.

[www.thomaselectronics.com](http://www.thomaselectronics.com)  
e-mail: [sales@thomaselectronics.com](mailto:sales@thomaselectronics.com) or [eng@thomaselectronics.com](mailto:eng@thomaselectronics.com)

CLEAR VISION BY DESIGN

Circle no. 137



Custom Designers and Manufacturers of Military  
and Commercial Components and Systems.

- ◆ DEFLECTION YOKES - STATOR & SADDLE
- ◆ HIGH VOLTAGE POWER SUPPLIES
- ◆ FLYBACK TRANSFORMERS - MULTIPLIERS
- ◆ CRT / YOKE MATCHING
- ◆ DEGAUSSING COILS
- ◆ CUSTOM DEFLECTION CIRCUITS

**WinTron Inc.**

250 Runville Road  
Bellefonte, Pa 16823

PHONE (814) 355-1521

FAX (814) 355-1524

SID '97

BOOTH 602

STOP

FOR OUR FREE PRODUCT CATALOG

Circle no. 138

# SID '98


Anaheim, California

Anaheim Convention Center

May 17-22, 1998

**Mark Your Calendar Now!**

**We See FPD Controllers  
From Your Point Of View**




**Compact, Low Profile Solution  
For VGA, SVGA Displays**

*The LCD80xXCV*

- 16.7M (24-bit) RGB Color Sampling
- Power Supply Sequencing
- On-Screen Display Menus Standard
- NTSC, PAL Composite & Y/C (S-Video) Support.
- Supports 4-, 6-, 8-bit Displays.

*Additional High Performance Controllers Available.*



**ViewTEK**

*Advanced Solutions for Display Technology*

**I-888-FLAT-PANEL**

<http://www.view-tek.com>

See Us at SID '97 Booth 215

Circle no. 139



## editorial

*continued from page 2*

The world knew Marconi and Braun had done something exceptional when they were awarded the Nobel Prize for the development of practical wireless telegraphy. That is the same Braun who, 100 years ago, invented what we now recognize as the first modern cathode-ray tube.

The celebration of the Braun tube's centennial will be a major theme when the international display community congregates in Boston in a few days for SID '97. We will do so in the city where Paul Revere had lanterns raised in the steeple of Old North Church to warn that British soldiers were on the march to seize a large cache of arms that radically minded colonists had hidden away. Revere's successful use of optical communications helped establish a nation - and change the way people all over the world would think about government.

We have understood the value of information for a very long time, it seems. We move much more information now, much faster, but we think about it much less. Much of it seems to signify very little compared to a few words such as these:

*We hold these Truths to be self-evident, that all Men are created equal, that they are endowed by their Creator with certain unalienable Rights, that among these are Life, Liberty, and the Pursuit of Happiness - That to secure these Rights, Governments are instituted among Men, deriving their just Powers from the Consent of the Governed...*

Those words are more than information.

They embody an ennobling vision of human life and society. The information we move and display can help us win battles, make mergers, and sell goods. But our high-resolution monitors will mean much more to us if we remember to use them also to display the words and images that convey the human enterprise at its best - and have the courage to be changed by what is displayed.

- Ken Werner

Please send new product releases or news items to Joan Gorman, Departments Editor, Information Display, c/o Palisades Institute for Research Services, Inc., 201 Varick Street, New York, NY 10014.

# Point for Precision.

## ADI 5200 QA INSPECTOR

**SPEED, FLEXIBILITY, ACCURACY  
AND MULTI-MEASUREMENT CAPABILITY  
ALL IN A COST EFFECTIVE PORTABLE PACKAGE.**

The IPS ADI 5200 QA Inspector provides a cost effective, highly accurate and **Portable** display inspection tool which can be used in a variety of inspection and adjustment applications such as:

- Quality Inspection for CRT's, TV's and Monitors
- Production Line Correction Stations
- Product Evaluation
- Factory Service

*Measures Convergence, Purity, Focus, Color, White Balance and Luminance with a single instrument.*



**image processing  
systems inc.**

IMAGE PROCESSING SYSTEMS INC.  
3440 PHARMACY AVENUE, SCARBOROUGH, ONTARIO, CANADA M1W 2P8  
PHONE: 416-492-4000 FAX: 416-492-4001

See Us at SID '97 Booth 635-639



# LAMINATORS

Spire Corporation offers large-area vacuum lamination equipment for high throughput processing of:

- LCD/AMLCD flat panel displays
- Touch screen panels
- Optical filters and polarizers

Originally designed and widely used for production of photovoltaic modules, Spire laminators apply uniform temperature and pressure over areas up to 4 m<sup>2</sup>.

Spire Corporation  
One Patriots Park/Bedford, MA 01730-2396/USA  
Phone 617-275-6000/FAX 617-275-7470/email: [spire.corp@channel1.com](mailto:spire.corp@channel1.com)



## SPI-LAMINATOR Models 240, 350, 460, & 660:

- 1 m<sup>2</sup> to 4 m<sup>2</sup> process area
- 2.5 cm maximum lamination stack thickness
- Built-in vacuum system
- Conveyor load/unload option
- Clean room compatible
- Custom engineering available

## Programmable Processing:

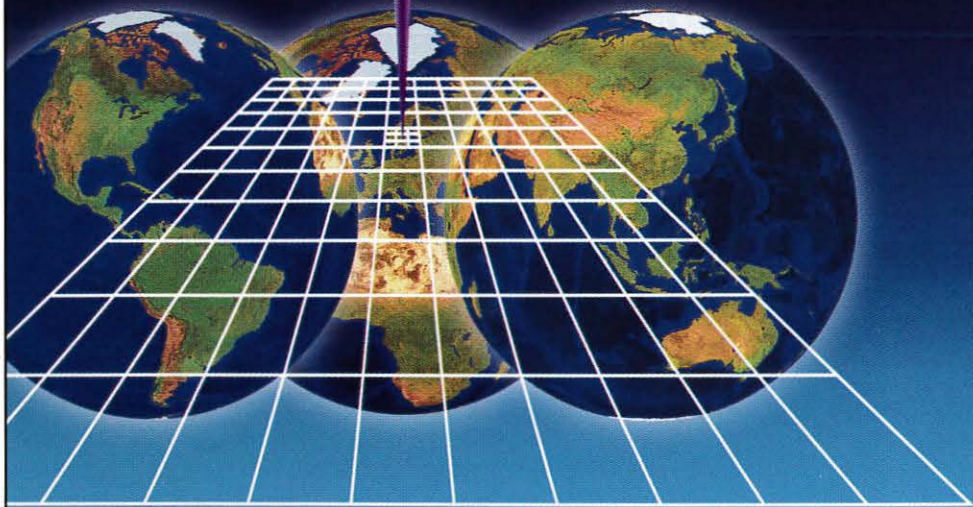
- Temperature \_\_\_\_\_ 180°C (max.)
- Pressure \_\_\_\_\_ 1 atm (max.)
- Chamber Vacuum \_\_\_\_\_ 1 mm Hg
- Automatic or Manual Cycles

For equipment specifications and additional information, please contact Mr. Keith Matthei at 617-275-6000



Circle no. 141

## Looking for "leading edge" artwork?



The Micronic pattern generators are recognized as world leaders for large area mask writing.

Regardless of your application:

- active displays
- shadow masks
- passive displays
- lead frames

Micronic provides outstanding image quality.

Call us in USA at (603) 635-9636 or e-mail: [info@micronic.se](mailto:info@micronic.se) Internet: [www.micronic.se](http://www.micronic.se)

Micronic Laser Systems AB  
PO Box 3141 Täby  
S-183 03 Sweden

In Europe contact Micronic  
Tel: +46 8 638 52 00  
Fax: +46 8 638 52 90

In Japan contact Hakuto Co  
Tel: +81 3 3225 8910  
Fax: +81 3 3225 9012

**MICRONIC**  
LASER SYSTEMS

Circle no. 142



# ACTIVE MATRIX COLOR TFT-LCD

QUALITY at AFFORDABLE PRICES!!!



- ISA & PCI Controller Card for Every Modules.
- Analog to Digital Controller Card also available.
- • 10.4" VGA • 10.4" SVGA • 12.1" SVGA • 14.1" XGA (CALL)

AUTHORIZED DISTRIBUTOR OF LG ELECTRONICS

## BSI

Bi-Search International, Inc.

2328G WALSH AVENUE, BUILDING H, SANTA CLARA, CALIFORNIA 95051 • TEL 408-588-0076 • FAX 408-588-0079

Circle no. 143



# SID Conference Calendar

Next Show!

## International Symposium, Seminar, & Exhibition (SID '97)

JOIN US IN BOSTON TO SEE AND HEAR WHAT'S NEW IN DISPLAY TECHNOLOGY.

- The Technical Program will consist of 180 original and invited papers with 50 more in a Poster Session, all organized in five parallel tracks:
  - AMLCDs and Display Manufacturing
  - Applications and LC Technology
  - CRTs and Emissive Displays
  - Applied Vision, Human Factors, Display Measurement, and Hardcopy/Imaging Systems
  - Large-Area Displays and Display Systems
- The Seminar Program will once again draw on industry leaders for three days dedicated to short courses, technology overviews, and display applications.
- Over 200 vendors will demonstrate the latest in displays, components, and equipment.
- Evening Panel Discussions, an Exhibitor Reception, a Conference Luncheon, and an evening Social Event will complement the technical program.

**11** **97**  
**MAY**  
 SID '97  
 BOSTON, MASSACHUSETTS  
 MAY 11 - 16, 1997

- SID's MAJOR ANNUAL EVENT
- An International Symposium, Seminar, and Exhibition - Featuring:
  - Technical Sessions - Poster Session
  - Author Interviews - Evening Panels
  - Short Courses - Applications Seminars
  - Technical Seminars - Applications Sessions
  - Product Exhibits.

**15** **97**

**SEPTEMBER**

### 17th International Display Research Conference

TORONTO, CANADA  
SEPTEMBER 15 - 19, 1997

- An international conference on display research and development aspects of:
  - Display Fundamentals, Display Devices
  - Hard Copy & Storage, Input Systems
  - Integrated Devices and Applications
  - Image and Signal Processing
  - Color Perception, Human Factors

For additional information:

Lauren Kinsey  
Society for Information Display  
1526 Brookhollow Drive  
Santa Ana, CA 92705-5421  
714/545-1526, fax - 1547  
socforinfodisplay@mcimail.com

**3** **97**

**NOVEMBER**

### Third International Conference on the Science and Technology of Display Phosphors

HUNTINGTON BEACH, CALIFORNIA  
NOVEMBER 3 - 5, 1997

- An international conference on the future prospects of phosphors for:
  - ELDs - FEDs
  - CRTs - Plasma Displays
  - PL Devices - LC Backlights

**16** **97**

**NOVEMBER**

### Fifth Color Imaging Conference: Color Science Systems & Applications

SCOTTSDALE, ARIZONA  
NOVEMBER 17 - 20, 1997

- An international multidisciplinary forum for dialogue on:
  - Creation and capture of Color Images
  - Color Image reproduction and interchange
  - Co-sponsored with IS&T.



Since 1962, a professional worldwide interdisciplinary society committed to the advancement of information display.



# FOCUS



*First US company to provide equipment for AMLCD production*

*First lithography system capable of processing 500mm x 500mm plates*

*First to automatically compensate for in-process substrate shrinkage*

*First to eliminate costly send-ahead substrates with automatic self-calibration*

*First to offer on-line support and service documentation (PrinterDOC™)*

*First user-friendly graphical job set-up & execution software (PanelCAD™)*

*First to offer patented dual-lens design for added flexibility and productivity*

*First to introduce a stepper designed specifically for FED production (PanelPrinter™ 5200HR)*

Since 1986, we've supplied world leaders in microelectronics production with the tools they need to become world leaders in **FLAT PANEL DISPLAY** production.

- ▶ Check the specs. For all advanced FPD applications, you'll find the most **COMPETITIVE SPECIFICATIONS** in the industry.
- ▶ We're focused on the issues that concern you most. Display yield. **HIGH THROUGHPUT**. Cost-of-ownership.
- ▶ Quick, simple set-up and operation. Continuous self-calibration. And the **HIGHEST RESOLUTION** in the industry.

**Our focus on the future** means you'll be prepared for next-generation production challenges with flexible architecture to handle a wide range of substrates, **LOW COST-OF-OWNERSHIP**, and responsive service and support.

And with the development of the first stepper designed specifically for the production of Field Emission Displays, MRS continues to advance the state-of-the-art in **EMERGING** flat panel technologies.



**What's next? Find out now.**  
Call us today at **508 250 0450**

ADVANCED FLAT-PANEL MANUFACTURING SOLUTIONS

10 ELIZABETH DRIVE ■ CHELMSFORD, MA 01824 ■ TEL 508.250.0450 ■ FAX 508.256.3266  
See Us at SID '97 Booth 330

Circle no. 144

**MRS**  
Technology, Inc.



## sustaining members

Acer Peripherals  
 Ad-Vance Magnetics, Inc.  
 Advance Reproductions Corp.  
 AlliedSignal, Inc./  
 MicroOptic Devices  
 Arconium  
 Brewer Science, Inc.  
 Brimar Ltd.  
 Canon, Inc.  
 Capetronic Computer USA (HK),  
 Inc.  
 Celco  
 Cherry Electrical Products  
 Chunghwa Picture Tubes, Ltd.  
 Clinton Electronics Corp.  
 Corning Inc.  
 Corning Japan K.K.  
 Crystaloid LCDs  
 Dale Electronics, Inc.  
 David Sarnoff Research Center  
 Diagnostic/Retrieval Systems, Inc.  
 Display Inspection Systems  
 Display Laboratories  
 DNP Denmark  
 dpiX, A Xerox Company  
 Electronic Designs, Inc.  
 Electro-Plasma, Inc.  
 Endicott Research Group, Inc.  
 Epson America  
 FED Corp.  
 F-P Electronics  
 Flat Panel Display Co. (FPD) B.V.  
 Futaba Corp.  
 General Vacuum  
 Gerome Manufacturing  
 GE Plastics Japan Ltd.  
 Graseby Optronics  
 Grimes Aerospace Company  
 Hewlett-Packard Co.  
 Hitachi, Ltd.  
 F. Hoffmann-La Roche  
 Honeywell, Inc.  
 Hoya Corporation USA  
 Hughes Lexington  
 IBM Corp.  
 Imaging & Sensing Technology  
 Incom, Inc.  
 Industrial Electronic Engineers, Inc.  
 Industrial Technology Research  
 Institute  
 In Focus Systems, Inc.  
 Infodex, Inc.  
 Innotec Group, Inc.  
 Interface Products, Inc.  
 Interserv Corp.  
 Interstate Electronics Corp.  
 ISE Electronics Corp.  
 Kent Display Systems  
 Libbey-Owens-Ford Co.

Linfinity Microelectronics  
 Litton Systems Canada Ltd. (2)  
 Loral Librascope  
 Man & Machine, Inc.  
 Micron Display Technology, Inc.  
 Micronic Laser Systems AB  
 Microvision Corp.  
 Minolta Corp.  
 Minolta Hong Kong Ltd.  
 Mitsubishi Electronics America  
 Motif, Inc.  
 MRS Technology, Inc.  
 NEC Corp., Japan  
 Nippon Seiki Co., Ltd.  
 Norden Systems Westinghouse  
 OIS Optical Imaging Systems, Inc.  
 OKI Electric Industry Co., Ltd.  
 Optical Coating Lab., Inc.  
 Photonics Systems, Inc.  
 Photo Research  
 Photonics, Inc.  
 Pilkington Micronics Ltd.  
 Planar Systems, Inc.  
 Plasmaco, Inc.  
 Polytronix, Inc.  
 Progressive Systems Technology,  
 Inc.  
 Q.C. Optics, Inc.  
 Quantum Data Inc.  
 Raytheon Company  
 Regisbrook Group, Ltd.  
 Rockwell International  
 ROLIC Liquid Crystals R&D Co.  
 Schott Corp.  
 Semiconductor Systems, Inc.  
 Sharp Corp. - Japan  
 SI Diamond Technology  
 Sony Corp. of America  
 Sony Corp./Corporate Research  
 Labs  
 Standish Industries, Inc.  
 Stanford Resources, Inc.  
 Steag MicroTech, Inc.  
 Supertex, Inc.  
 Syntronic Instruments, Inc.  
 Tamarack Scientific Co., Inc.  
 TEAM Systems  
 Technoglas, Inc.  
 Teledyne Electronic Technologies  
 Terapixel, Inc.  
 Thomas Electronics, Inc.  
 Thomson Components and Tubes  
 Corp.  
 Toshiba America  
 ULVAC Technologies, Inc.  
 Viratec Thin Films Inc.  
 Wande, Inc.  
 WinTron  
 XMR Inc.

## index to advertisers

Ad-Vance Magnetics.....	3	Mitsubishi.....	8,9
All American.....	67	MKS Instruments.....	74
American Polarizers.....	24	MRS Technology.....	99
Amuneal Manufacturing Corp.....	17	M.S. Kennedy Corp.....	91
Applied Science Laboratories.....	18	Nippon Electric Glass.....	39
Asia Displays.....	24	OCLI.....	10
AVED Display Technologies.....	29	Palomar Products.....	79
Bi-Search International.....	97	Phosphor Technology.....	87
Brimar Ltd.....	43	Photo Research.....	46
Candescent Technologies.....	81	PixTech.....	72
CELCO.....	C4	Quantum Data.....	11
Clinton Electronics.....	12	Rantec Microwave & Electronics.....	83
Courtaulds Performance Films.....	82	RGB Spectrum.....	24
CRT Scientific.....	68	Sage.....	92
CTX Opto.....	75	Samsung Semiconductor.....	64,65
Diamond Tech One.....	84	Seiko Instruments.....	80
Displaytech.....	38	Semiconductor Systems.....	77
Eaton Corp.....	66	Sencore.....	68
ELDIM.....	76	Society for Information.....	48,49,98
Endicott Research Group.....	73	Solomon.....	84
FED Corp.....	63	Spire Corp.....	96
Gamma Scientific.....	79	Syntronic Instruments.....	5
Gerber Systems.....	19	Tamarack Scientific.....	79
Gerome Manufacturing.....	18,88	TDK Corp. of America.....	C2
Graseby Optronics.....	83	TEAM Systems.....	28,37
H. L. Funk Consulting.....	76	Tekra ATG.....	78
Image Processing Systems.....	61,95	Tencor Instruments.....	87
Image Quest.....	25	Thin Film Devices.....	50
Interserv.....	69	Thomas Electronics.....	93
Ion Systems.....	70	Three-Five Systems.....	71
JACO Batron.....	6	3M.....	44
Kent Displays.....	31	TNP Instruments.....	17
Klein Instruments.....	C3	Uniglobe Kisco.....	18
Kurdex.....	88	Video Display Corp.....	45
LCD Lighting.....	19	Video Instruments.....	13
Linfinity Microelectronics.....	47	ViewTEK.....	94
Matrix Portable Computer Systems.....	86	VIOX Corp.....	88
The Micromanipulator Co.....	43	Viratec.....	30
Micronic Laser Systems.....	96	Westar Corp.....	85
Microvision.....	7	WinTron.....	94
Minolta.....	89		

### Business and Editorial Offices

Palisades Institute for Research  
 Services, Inc.  
 201 Varick Street, Suite 1006  
 New York, NY 10014  
 Jay Morreale, Managing Editor  
 212/620-3371 Fax: 212/620-3379

### Sales Office

Palisades Institute for Research  
 Services, Inc.  
 201 Varick Street, Suite 1006  
 New York, NY 10014  
 Erika Targum, Director of Sales  
 212/620-3375 Fax: 212/620-3379



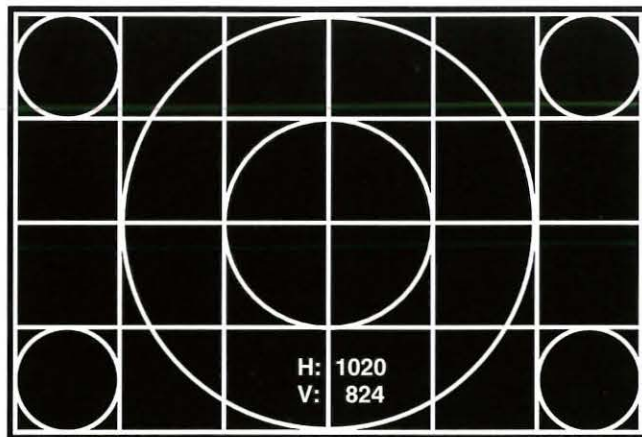
**The Klein  
VPG 250**



**INTRODUCTORY  
PRICE!!!  
As low as  
\$2800.00**

- 170-210-250 MHz Video
- 2K x 2K Video Memory
- V: .01-999KHz H: .01-999KHz
- PC Interface: Store timings on PC
- Fully Remote Controllable
- More than 100 Standard Timings
- 500 Programmable Timings
- 32 Familiar Patterns Stored
- Timing Grouping Feature
- Universal 90-250vAC Power Input
- 2 Unique Timing Entry Modes
- Auto Calibrated Video Outputs
- Easy To Read 4 Line LCD Display
- Portable 9 lb. Unit

## There is a Pattern to All This!



A pattern of consistent quality, innovation and affordability in the manufacturing of CRT calibration instruments since 1982. Klein Instruments has been on time for manufacturers since we began making the Convergence Gauge.

Now our newest product promises to be faster, more reliable, easier to operate and more affordable than ever! Introductory prices starting at only \$2800.00 are for a limited time only. Act Now! Call Klein for details today.

 **KLEIN INSTRUMENTS  
CORPORATION**

8948 SW Barbur Blvd, Dept. 100  
Portland Oregon 97219  
Ph: (503) 245-1012 Fax: (503) 245-8166  
Email: sales@KleinInc.com  
web site at www.KleinInc.com



# Into The 21st Century

*CELCO leads the industry into the 21st century. Our recent acquisition of DISCOM Inc.'s CRT deflection yoke and related component line, enables us to provide continuing supply to DISCOM customers enhanced by CELCO's unparalleled customer service and well-known CELCO YOKES and components design/manufacturing capabilities.*

CELCO designs and manufactures high resolution CRT Deflection Yokes & Focus Coils, CRT Deflection Amplifiers, CRT Spot Measurement Analyzers & CRT Test Equipment, X-Y Traveling Microscopes, Correction Coils, Circuitry, and The CELCO eXtreme Digital Motion Picture Film Recorder for animation and special effects for Film Producers worldwide.

See Us at SID'97  
BOOTH #607-609  
MAY 13-15  
BOSTON, MA

## With CELCO

<http://www.celco.com>

<http://www.deflectionyoke.com>

Circle no. 146